

**west chester
statistics
institute**

wcsi@wcupa.edu

Project: Vizsla Club of America Welfare Foundation
2008 Health Survey

Analysis: Tom Gibbons
Randall Rieger

Date: February 9, 2009

Any information obtained from this report must be properly cited. The proper citation is:

Gibbons, T.A., Ruffini, L., & Rieger, R.H. (2009). *The 2008 Vizsla Health Survey*. West Chester, PA: West Chester Statistics Institute

TABLE OF CONTENTS

• TABLE OF CONTENTS	2
• 1.0) INTRODUCTION	5
• 1.1) THE SURVEY	6
• 1.2)THE REPORT	7
• 2.2) DEMOGRAPHIC INFORMATION	8
• 2.2.1) COUNTRY	8
• 2.2.2) GENDER	10
• 2.2.3) OFFSPRING	11
• 2.2.4) LIVING STATUS	12
• 2.2.5) DEMOGRAPHIC DESCRIPTIVE STATISTICS	13
• 3.0) DISEASE/DISORDER PREVALENCE ANALYSIS	14
• 3.1) DISORDERS BY CATEGORY	14
• 3.2) TEMPERAMENT DISORDERS	16
• 3.3) CANCER/TUMOR	19
• 3.4) SKIN DISORDERS	22
• 3.5) EYE DISORDERS	25
• 3.6) MISCELLANEOUS, FUNGAL, AND INFECTIOUS DISEASES	28
• 3.7) ORTHOPEDIC ISSUES	31
• 3.8) EAR DISORDERS	34
• 3.9) VACCINE/DRUG REACTION INFORMATION	36
• 3.10) REPRODUCTIVE DISORDERS	38
• 3.11) NEUROLOGICAL/MUSCULAR DISORDERS	41
• 3.12) KIDNEY/BLADDER DISORDERS	44
• 3.13) DENTAL DISORDERS	46
• 3.14) ENDOCRINE DISORDERS	47
• 3.15) GASTROINTESTINAL DISORDERS	50
• 3.16) CARDIAC DISORDERS	52
• 3.17) HERNIAS	54
• 3.18) BLOOD LYMPH DISORDERS	55
• 3.19) LIVER DISORDERS	58
• 3.20) RESPIRATORY DISORDERS	60

Vizsla Club of America Welfare Foundation 2008 Health Survey

•	<u>4.0) STATISTICAL COMPARISONS AND METHODS.....</u>	<u>62</u>
•	<u>4.1) HYPOTHESIS 1: STATISTICAL COMPARISON OF CANCER OVERALL BETWEEN MALES VERSUS FEMALES.....</u>	<u>64</u>
•	<u>4.2) HYPOTHESIS 2: STATISTICAL COMPARISON OF CANCER OVERALL BETWEEN SPAYED/NEUTERED VERSUS NOT SPAYED/NEUTERED.....</u>	<u>64</u>
•	<u>4.3) HYPOTHESIS 3: STATISTICAL COMPARISON OF MAST CELL TUMORS BETWEEN MALES VERSUS FEMALES.....</u>	<u>65</u>
•	<u>4.6) HYPOTHESIS 6: STATISTICAL COMPARISON OF HEMANGIOSARCOMA BETWEEN SPAYED/NEUTERED VERSUS NOT SPAYED/NEUTERED.....</u>	<u>66</u>
•	<u>4.8) HYPOTHESIS 8: STATISTICAL COMPARISON OF LYMPHOMA BETWEEN SPAYED/NEUTERED VERSUS NOT SPAYED/NEUTERED.....</u>	<u>68</u>
•	<u>4.9) HYPOTHESIS 9: STATISTICAL COMPARISON OF TEMPERAMENT DISORDERS AS A WHOLE BETWEEN MALES VERSUS FEMALES.....</u>	<u>69</u>
•	<u>4.10) HYPOTHESIS 10: STATISTICAL COMPARISON OF AGGRESSION BETWEEN MALES VERSUS FEMALES.....</u>	<u>69</u>
•	<u>4.11) HYPOTHESIS 11: STATISTICAL COMPARISON OF GUN SHYNESS BETWEEN MALES VERSUS FEMALES.....</u>	<u>70</u>
•	<u>4.12) HYPOTHESIS 12: STATISTICAL COMPARISON OF EPILEPSY BETWEEN MALES VERSUS FEMALES.....</u>	<u>70</u>
•	<u>4.13) SUMMARY OF STATISTICAL COMPARISONS.....</u>	<u>71</u>
•	<u>5.0) ADDITIONAL VIZSLA AND SURVEY INFORMATION.....</u>	<u>72</u>
•	<u>5.1) OPINION ON THE MOST IMPORTANT VIZSLA HEALTH ISSUES.....</u>	<u>72</u>
•	<u>5.2) ACTIVITIES.....</u>	<u>74</u>
•	<u>5.3) HOW RESPONDENTS FIRST HEARD ABOUT THE VIZSLA HEALTH SURVEY.....</u>	<u>76</u>
•	<u>6.0) APPENDIX 1 – OTHER TEXT LISTINGS.....</u>	<u>78</u>
•	<u>6.1) LISTING OF BLOOD/LYMPH DISORDERS OTHER TEXT.....</u>	<u>78</u>
•	<u>6.2) LISTING OF CANCER/TUMORS OTHER TEXT.....</u>	<u>80</u>
•	<u>6.3) LISTING OF CARDIAC DISORDERS OTHER TEXT.....</u>	<u>83</u>
•	<u>6.4) LISTING OF DENTAL DISORDERS OTHER TEXT.....</u>	<u>84</u>
•	<u>6.5) LISTING OF EAR DISORDERS OTHER TEXT.....</u>	<u>85</u>
•	<u>6.6) LISTING OF ENDOCRINE DISORDERS OTHER TEXT.....</u>	<u>86</u>
•	<u>6.7) LISTING OF EYE DISORDERS OTHER TEXT.....</u>	<u>87</u>
•	<u>6.8) LISTING OF GASTROINTESTINAL DISORDERS OTHER TEXT.....</u>	<u>89</u>
•	<u>6.9) LISTING OF HERNIAS OTHER TEXT.....</u>	<u>91</u>
•	<u>6.10) LISTING OF KIDNEY/BLADDER DISORDERS OTHER TEXT.....</u>	<u>92</u>
•	<u>6.11) LISTING OF LIVER DISORDERS OTHER TEXT.....</u>	<u>94</u>
•	<u>6.12) LISTING OF NEUROLOGICAL DISORDERS OTHER TEXT.....</u>	<u>95</u>

Vizsla Club of America Welfare Foundation 2008 Health Survey

- [6.13\) LISTING OF ORTHOPEDIC DISORDERS OTHER TEXT.....96](#)
- [6.14\) LISTING OF REPRODUCTIVE DISORDERS OTHER TEXT.....98](#)
- [6.15\) LISTING OF RESPIRATORY DISORDERS OTHER TEXT.....100](#)
- [6.16\) LISTING OF SKIN DISORDERS OTHER TEXT.....101](#)
- [6.17\) LISTING OF TEMPERAMENT DISORDERS OTHER TEXT.....103](#)
- [6.18\) LISTING OF VACCINE/DRUG REACTION FAILURES OTHER TEXT.....105](#)
- [6.19\) LISTING OF MISCELLANEOUS, FUNGAL AND INFECTIOUS DISEASES OTHER TEXT...107](#)
- [6.20\) LISTING OF MOST IMPORTANT HEALTH ISSUES IN THE VIZSLA BREED OTHER TEXT.....109](#)
- [7.0\) APPENDIX 2 – THE SURVEY.....112](#)

Vizsla Club of America Welfare Foundation 2008 Health Survey

1.0) Introduction

The 2008 Vizsla Health Survey was sponsored and funded by private donations to the Vizsla Club of America Welfare Foundation, Inc. The purpose of this health survey was to scientifically research what the real current health issues are in the Vizsla breed. This survey focused on current health issues and other questions regarding current Vizsla health and research. Therefore only purebred Vizslas born from 1992 until present participated in the survey.

The use of a strictly anonymous on-line format had several major advantages over previous mail-based surveys. Because there was no way to trace any survey respondent, information bias was minimized. Because anyone with access to a computer could participate in the survey, people responded from around the world and a larger number of respondents were reached. Allowing the West Chester Statistics Institute, a research organization not connected to the Vizsla Club of America in any way, to collect and analyze the data also insured accurate and unbiased reporting of the results. The health survey went on-line on January 21, 2008, and stayed active until December 15, 2008. A total of 2,505 surveys were collected and analyzed.

The survey marks an important beginning in establishing a starting point to spot future trends in Vizsla health issues. Future health surveys will be used to help track increases and decreases in Vizsla health and disease incidence. A major goal of this project is to assist Vizsla breeders by identifying what the most significant health issues are for the breed. Identifying significant Vizsla health problems and concerns will inform and educate breeders hence allowing breeders to make better breeding decisions.

The results will also assist veterinarians and researchers in caring for, treating, and establishing research protocols for Vizslas. The survey will help to better inform the public and future Vizsla owners and puppy buyers of what health issues they may possibly encounter when purchasing or adopting a Vizsla.

The Vizsla Club of America Welfare Foundation, Inc. also sponsors canine and Vizsla specific health and research grants and studies. Knowing what Vizsla health issues are the most significant and urgent will help the Foundation focus funding where it is needed the most.

In addition to summarizing prevalence of disorders affecting the breed, statistical hypothesis testing was conducted. All hypotheses were formulated a priori by consultation between Lynda Ruffini, representing the Vizsla Club of America, and the West Chester Statistics Institute.

All research data was collected, tabulated, and statistically analyzed by West Chester Statistics Institute (WCSI). The West Chester Statistics Institute provides statistical support, analysis, and education on projects for the academic community and for business, industry, and other research institutions. WCSI is a non-profit organization, committed to providing hands-on, supervised educational opportunities for current West Chester University students in the Applied Statistics Graduate Program. The WCSI group employs 5 Ph.D. statisticians. WCSI provides expertise in study design, data management, statistical programming, and statistical analysis. For more information about WCSI, please visit their website at www.wcupa.edu/wcsi.

Vizsla Club of America Welfare Foundation 2008 Health Survey

For this project, Dr. Randall H. Rieger, Professor of Statistics at West Chester University, served as Project Manager. Thomas A. Gibbons, current MS student in Applied Statistics at West Chester University, served as statistical programmer, data manager, and statistician. Dr. David L. Bolton, Assistant Professor in the Secondary and Professional Education Department, assisted with the design of the survey instrument. The website was designed, hosted, and maintained by The Internet Presentations Group (IPG) of West Chester University, under the supervision of Dr. Michael Pearson, Associate Professor of Communication Studies at West Chester University.

1.1) The Survey

The 2008 Vizsla Health Survey was on-line from January 21, 2008 until December 15, 2008. The site was hosted by West Chester University's Internet Presentations Group. There was direct link to the site from the Vizsla Club of America website. The survey, as posted on the website, can be seen by referring to Appendix 2 at the end of this document.

The survey first elicited demographic information about the particular Vizsla and owner. Next, the survey asked each respondent for prevalence and age of onset of 176 explicitly stated disorders. The disorders were grouped into 19 categories:

- [TEMPERAMENT DISORDERS](#)
- [CANCER/TUMOR](#)
- [SKIN DISORDERS](#)
- [EYE DISORDERS](#)
- [MISCELLANEOUS, FUNGAL, AND INFECTIOUS DISEASES](#)
- [ORTHOPEDIC ISSUES](#)
- [EAR DISORDERS](#)
- [VACCINE/DRUG REACTION INFORMATION](#)
- [REPRODUCTIVE DISORDERS](#)
- [NEUROLOGICAL/MUSCULAR DISORDERS](#)
- [KIDNEY/BLADDER DISORDERS](#)
- [DENTAL DISORDERS](#)
- [ENDOCRINE DISORDERS](#)
- [GASTROINTESTINAL DISORDERS](#)
- [CARDIAC DISORDERS](#)
- [HERNIAS](#)
- [BLOOD LYMPH DISORDERS](#)
- [LIVER DISORDERS](#)

Vizsla Club of America Welfare Foundation 2008 Health Survey

- [RESPIRATORY DISORDERS](#)

Within each category, an “Other” open-ended response was available to insure that any disorder not listed would still be captured in this survey. Summary of these responses is displayed in Appendix 1.

The final component of the survey contained supplemental questions that sought to ascertain:

- how respondents heard about the survey
- activities in which the particular Vizsla is involved
- opinion of most important health issues facing the breed.

The survey, in its entirety and as it appeared on the website, is displayed in Appendix 2.

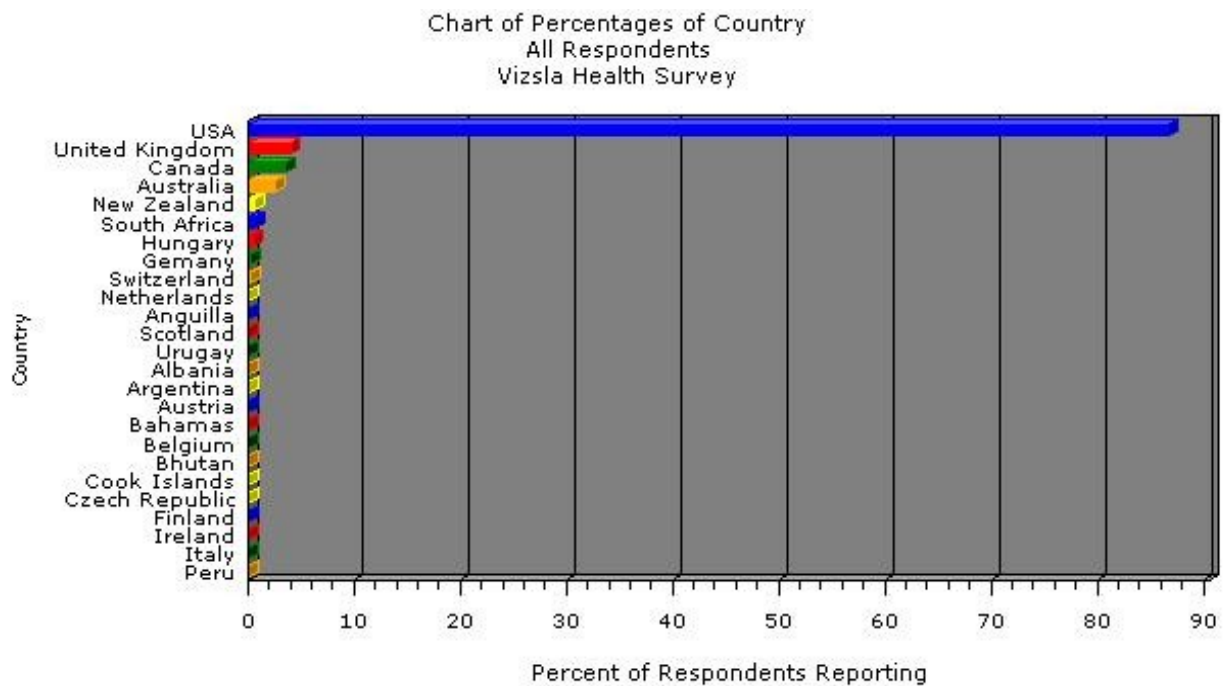
1.2) The Report

Section 2 of this document displays and discusses demographic information. Section 3 illustrates and discusses the findings of the prevalence and age of onset of each disorder affecting the breed. In Section 3.1, the prevalence of disorders in each category shown in Section 1.1 above are studied. Then, in subsequent sub-sections of this chapter, individual categories are discussed. Section 4 contains the results of the statistical hypothesis tests. Section 5 summarizes and discusses the supplemental issues included in this survey. Appendix 1 summarizes the “Other” responses submitted in each sub-section of the survey. Finally, Appendix 2 contains the actual 2008 Vizsla Health Survey.

2.2) Demographic Information

2.2.1) Country

Vizsla owners from around the world participated in the survey. At least one survey was submitted from 25 different countries. Of the 2505 surveys received, 2172 (86.71%) were from respondents in the United States. The United Kingdom (100, 3.99%), Canada (88, 3.51%), and Australia (65, 2.59%) cumulatively contributed almost another 10% of the overall survey count.



Vizsla Club of America Welfare Foundation 2008 Health Survey

Summary of Frequency and Percentages of Country

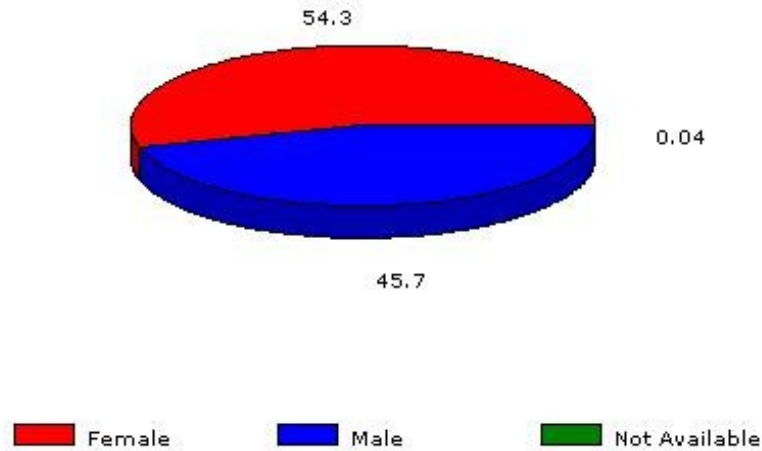
Country	Frequency/ Percentage
USA	2172 (86.71%)
United Kingdom	100 (3.99%)
Canada	88 (3.51%)
Australia	65 (2.59%)
New Zealand	16 (0.64%)
South Africa	16 (0.64%)
Hungary	14 (0.56%)
Germany	7 (0.28%)
Switzerland	6 (0.24%)
Netherlands	3 (0.12%)
Anguilla	2 (0.08%)
Scotland	2 (0.08%)
Uruguay	2 (0.08%)
Albania	1 (0.04%)
Argentina	1 (0.04%)
Austria	1 (0.04%)
Bahamas	1 (0.04%)
Belgium	1 (0.04%)
Bhutan	1 (0.04%)
Czech Republic	1 (0.04%)
Finland	1 (0.04%)
Ireland	1 (0.04%)
Italy	1 (0.04%)
Peru	1 (0.04%)
Cook Islands	1 (0.04%)

Vizsla Club of America Welfare Foundation 2008 Health Survey

2.2.2) Gender

More owners of female Vizslas responded to the survey: 1360 (54.29%) to 1144 (45.67%) with one respondent not identifying the Vizsla's gender.

Pie Chart of Percentages of Gender
All Respondents
Vizsla Health Survey



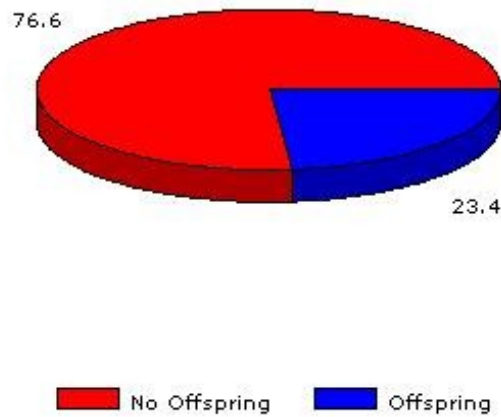
Summary of Frequency and Percentages of Gender

Gender	Frequency/ Percentage
Female	1360 (54.29%)
Male	1144 (45.67%)
Not Available	1 (0.04%)

2.2.3) Offspring

By more than a three to one margin, the Vizslas included in this study did not have offspring. There were 1919 (76.61%) Vizslas with no offspring compared to 586 (23.39%) who did have offspring.

Pie Chart of Percentages of Offspring vs. No Offspring
All Respondents
Vizsla Health Survey



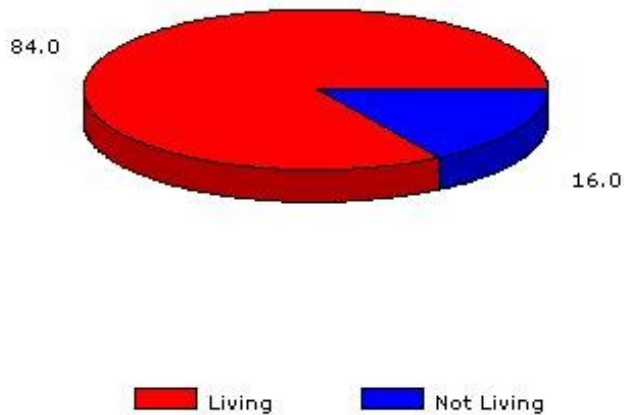
Summary of Frequency and Percentages of Offspring vs. No Offspring

Offspring vs. No Offspring	Frequency/ Percentage
No Offspring	1919 (76.61%)
Offspring	586 (23.39%)

2.2.4) Living Status

Of the 2505 surveys collected, 2103 (83.95%) were for Vizslas that were still living, while 402 (16.05%) were for deceased Vizslas.

Pie Chart of Percentages of Living vs. Not Living
All Respondents
Vizsla Health Survey



Summary of Frequency and Percentages of Living vs. Not Living

Living vs. Not Living	Frequency/ Percentage
Living	2103 (83.95%)
Not Living	402 (16.05%)

2.2.5) Demographic Descriptive Statistics

The mean number of dogs (any breed) owned by survey respondents was 3.39. The mean number of Vizslas owned was 2.81. Of the 2,505 respondents, 1,431 provided information on the age of spaying or neutering - the mean age was 2.43 years old. The mean number of litters reported was 2.4. Using data reported for 400 deceased Vizslas, the mean age of death was 9.15 years.

Descriptive Statistics of Demography Age of Diagnosis

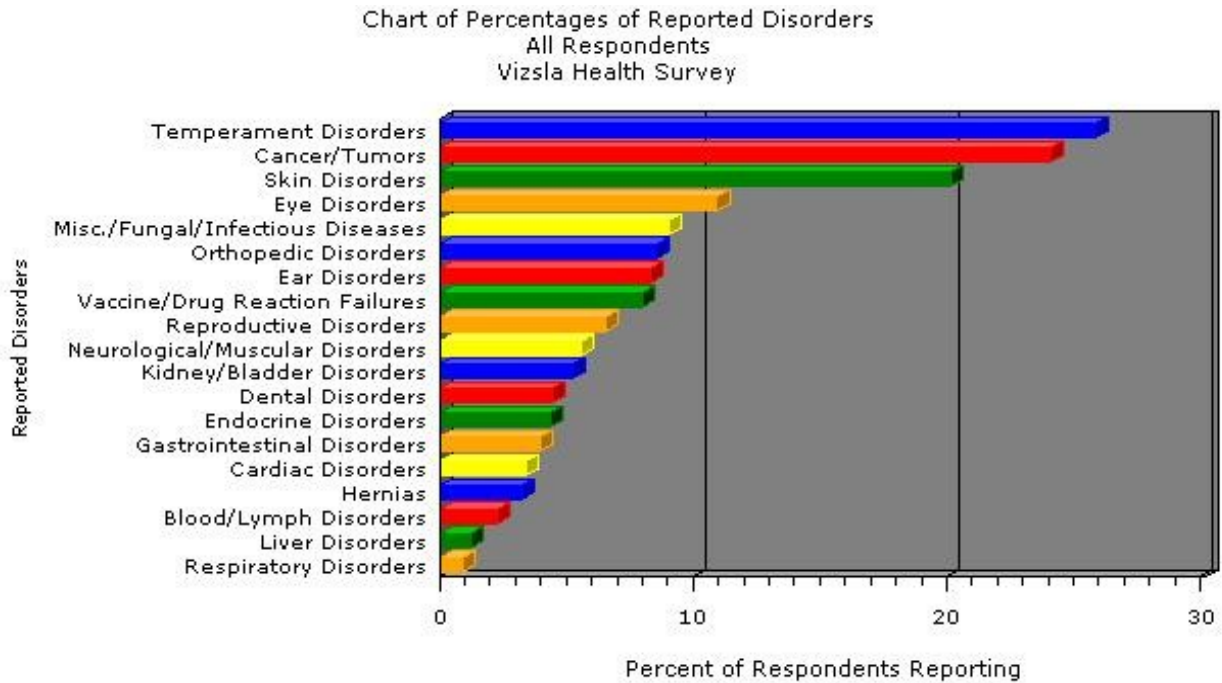
Demography	N	Mean	Standard/ Deviation
Number of Dogs Owned	2505	3.39	3.39
Number of Vizslas Owned	2502	2.81	2.58
Age Spayed/Neutered	1431	2.43	2.66
Number of Litters	579	2.40	3.27
Age of Death	400	9.15	4.02

3.0) Disease/Disorder Prevalence Analysis

3.1) Disorders by Category

Respondents of the survey were asked to identify if their Vizsla was diagnosed with disorders or diseases in nineteen different categories. Of these categories, three had over 20% incidence as reported by the respondents. The most prevalent type was temperament disorders, with 648 of 2505 (25.87%) reporting some type of temperament problem. Cancer/Tumor disorders were also very highly reported, with 604 of 2505 (24.12%) reporting at least one type of cancer or tumors. Skin disorders were reported by 504 (20.13%) of respondents. Respiratory and liver disorders were both reported by fewer than 2% of respondents. Respiratory disorders were reported by 23 of 2505 (0.92%) respondents, and liver disorders were reported by 30 (1.2%) respondents.

The following chart and frequency table gives a complete list of disorders and the percentage reported for each.



Vizsla Club of America Welfare Foundation 2008 Health Survey

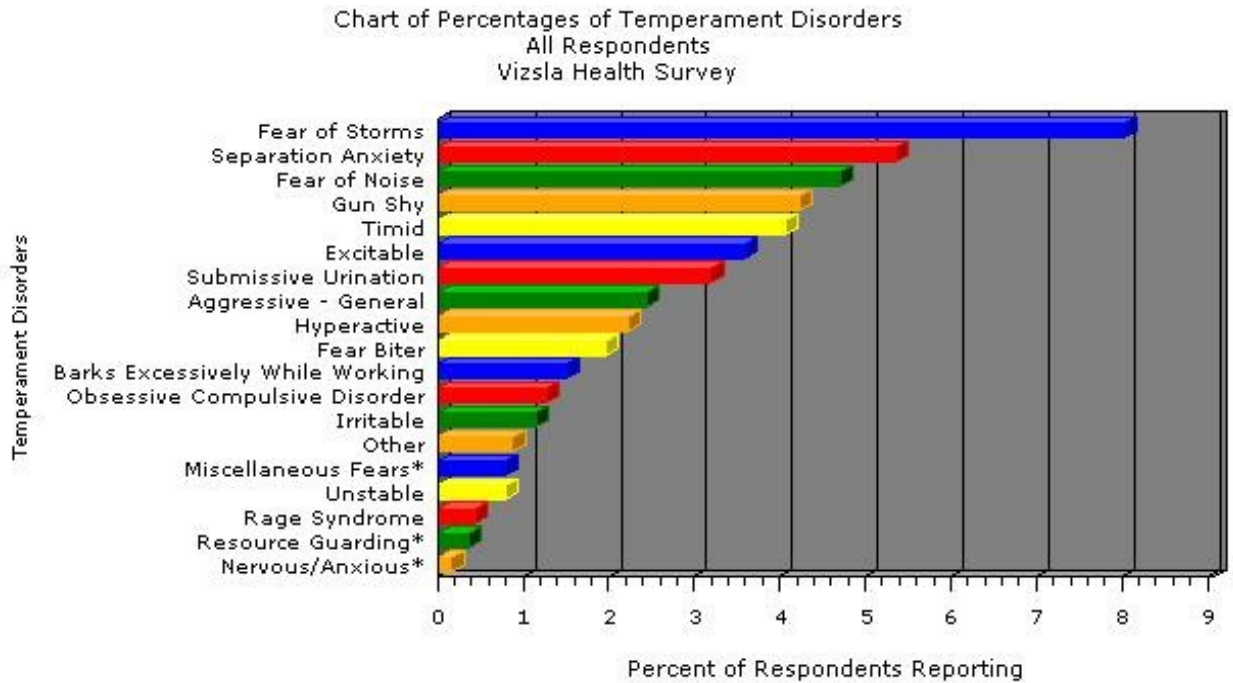
Summary of Frequency and Percentages of Reported Disorders

Reported Disorders	Frequency/ Percentage
Temperament Disorders	648 (25.87%)
Cancer/Tumors	604 (24.12%)
Skin Disorders	504 (20.13%)
Eye Disorders	274 (10.94%)
Misc./Fungal/Infectious Diseases	226 (9.02%)
Orthopedic Disorders	215 (8.58%)
Ear Disorders	208 (8.30%)
Vaccine/Drug Reaction Failures	201 (8.02%)
Reproductive Disorders	164 (6.55%)
Neurological/Muscular Disorders	140 (5.59%)
Kidney/Bladder Disorders	131 (5.23%)
Dental Disorders	112 (4.47%)
Endocrine Disorders	109 (4.35%)
Gastrointestinal Disorders	100 (3.99%)
Cardiac Disorders	86 (3.43%)
Hernias	81 (3.23%)
Blood/Lymph Disorders	57 (2.28%)
Liver Disorders	30 (1.20%)
Respiratory Disorders	23 (0.92%)

Each respondent was also asked to more specifically identify each disorder reported within each of the above categories. In addition, respondents were also asked to provide the age of onset for each disorder. These results, stratified by specific disorder type, are presented in Section 2.1 through 2.19 below. In some charts and tables, categories are marked with an asterisk (“*”), indicating that this disorder was not specifically inquired about on the survey, but was added because more than one respondent reported the disorder in the “Other” category.

3.2) Temperament Disorders

Both fear of storms and separation anxiety were reported by greater than 5% of respondents. A total of 201 (8.02%) owners reported that their Vizsla had a fear of storms, with a mean reported age of onset of 3.29 (S.D. 2.96) years. Separation anxiety was reported by 134 (5.35%) survey takers with an average onset age of 1.62 (S.D. 2.55) years. Rage syndrome and non-stability were the least reported temperament disorders. They were reported by fewer than 1% of respondents: 11 (0.44%) and 20 (0.8%), respectively.



Note: categories marked with an asterisk (“*”) indicate that this disorder was not specifically inquired about on the survey, but was added because greater than one respondent reported the disorder in the “Other” category.

Vizsla Club of America Welfare Foundation 2008 Health Survey

Summary of Frequency and Percentages of Temperament Disorders

Temperament Disorders	Frequency/ Percentage
Fear of Storms	201 (8.02%)
Separation Anxiety	134 (5.35%)
Fear of Noise	118 (4.71%)
Gun Shy	106 (4.23%)
Timid	102 (4.07%)
Excitable	90 (3.59%)
Submissive Urination	80 (3.19%)
Aggressive - General	61 (2.44%)
Hyperactive	56 (2.24%)
Fear Biter	49 (1.96%)
Barks Excessively While Working	38 (1.52%)
Obsessive Compulsive Disorder	32 (1.28%)
Irritable	29 (1.16%)
Other	22 (0.88%)
Unstable	20 (0.80%)
Miscellaneous Fears*	20 (0.80%)
Rage Syndrome	11 (0.44%)
Resource Guarding*	9 (0.36%)
Nervous/Anxious*	4 (0.16%)

Note: categories marked with an asterisk (“*”) indicate that this disorder was not specifically inquired about on the survey, but was added because greater than one respondent reported the disorder in the “Other” category.

Vizsla Club of America Welfare Foundation 2008 Health Survey

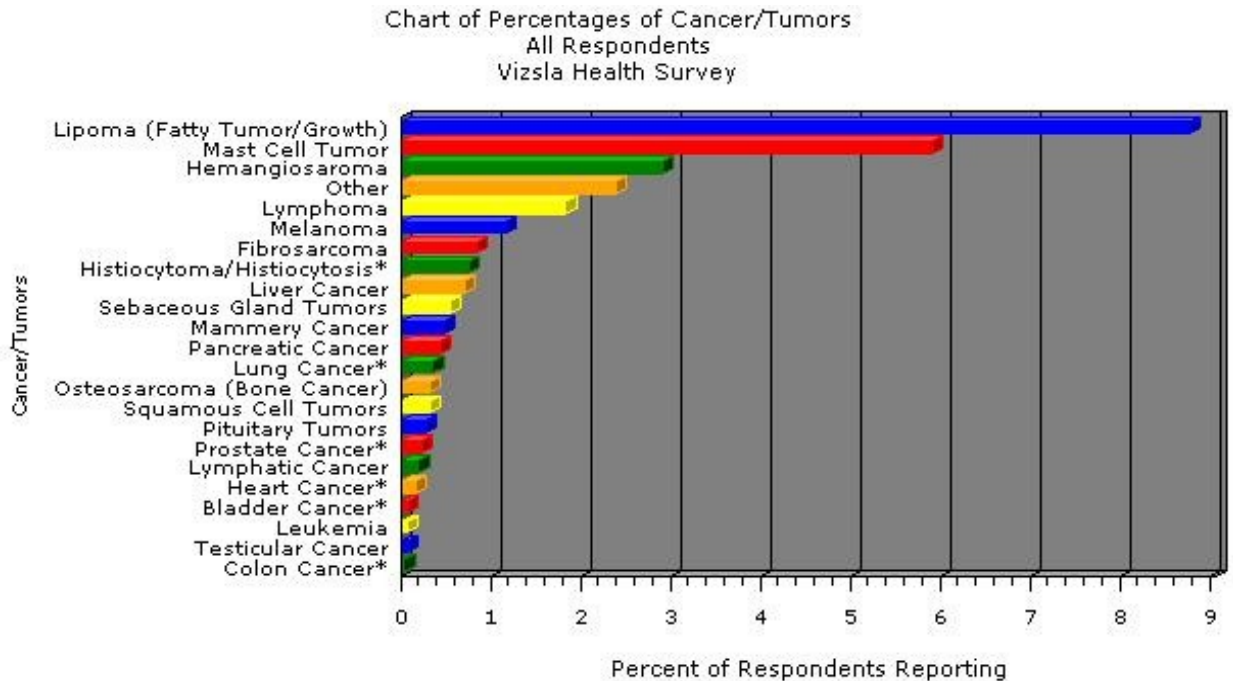
Descriptive Statistics of Temperament Disorders Age of Diagnosis or Onset

Temperament Disorders	N	Mean	Standard/ Deviation
Fear of Storms Age	198	3.29	2.96
Separation Anxiety Age	129	1.62	2.55
Fear of Noise Age	116	2.16	2.13
Gun Shy Age	102	1.58	1.60
Timid Age	101	0.88	0.85
Excitable Age	88	0.57	0.79
Submissive Urination Age	78	0.71	1.00
Aggressive - General Age	59	1.90	1.90
Hyperactive Age	55	0.55	0.47
Fear Biter Age	47	1.68	1.45
Barks/Whines Excessively While Working Age	37	0.95	0.88
Obsessive Compulsive Disorder (OCD) Age	31	1.84	1.82
Irritable Age	28	3.25	3.26
Other Age	21	2.18	2.56
Unstable Age	20	2.21	3.63
Miscellaneous Fears Age*	19	3.10	2.64
Rage Syndrome Age	11	2.48	3.12
Resource Guarding Age*	9	2.13	3.80
Nervous/Anxious Age*	4	0.59	0.41

Note: categories marked with an asterisk (“*”) indicate that this disorder was not specifically inquired about on the survey, but was added because more than one respondent reported the disorder in the “Other” category.

3.3) Cancer/Tumor

Both Lipoma and Mast Cell Tumors were reported by greater than 5% of respondents. A total of 220 (8.78%) owners reported that their Vizslas had a fatty tumor growth, with a mean reported age of onset of 6.52 (S.D. 2.62) years. Mast Cell Tumors were reported by 148 (5.91%) of survey takers with an average onset age of 6.42 (S.D. 2.85) years. Hemangiosaroma was reported by 73 (2.91%) of survey takers. The mean age of onset for Hemangiosaroma was 9.11 (S.D. 2.54) years. Lymphoma (n=46) and melanoma (n=29) were also reported by greater than 1% of the survey takers. The mean ages of onset were reported as 8.28 (S.D. 3.39), and 7.17 (S.D. 2.63), respectively. Leukemia, testicular, bladder, and colon cancers were the least reported cancers with less than 0.1% incidence reported.



Note: categories marked with an asterisk (“*”) indicate that this disorder was not specifically inquired about on the survey, but was added because more than one respondent reported the disorder in the “Other” category.

Vizsla Club of America Welfare Foundation 2008 Health Survey

Summary of Frequency and Percentages of Cancer/Tumors

Cancer/Tumors	Frequency/ Percentage
Lipoma (Fatty Tumor/Growth)	220 (8.78%)
Mast Cell Tumor	148 (5.91%)
Hemangiosaroma	73 (2.91%)
Other	60 (2.40%)
Lymphoma	46 (1.84%)
Melanoma	29 (1.16%)
Fibrosarcoma	21 (0.84%)
Histiocytoma/Histiocytosis*	19 (0.76%)
Liver Cancer	18 (0.72%)
Sebaceous Gland Tumors	14 (0.56%)
Mammery Cancer	12 (0.48%)
Pancreatic Cancer	11 (0.44%)
Lung Cancer*	9 (0.36%)
Osteosarcoma (Bone Cancer)	8 (0.32%)
Squamous Cell Tumors	8 (0.32%)
Pituitary Tumors	7 (0.28%)
Prostate Cancer*	6 (0.24%)
Lymphatic Cancer	5 (0.20%)
Heart Cancer*	4 (0.16%)
Leukemia	2 (0.08%)
Testicular Cancer	2 (0.08%)
Bladder Cancer*	2 (0.08%)
Colon Cancer*	1 (0.04%)

Vizsla Club of America Welfare Foundation 2008 Health Survey

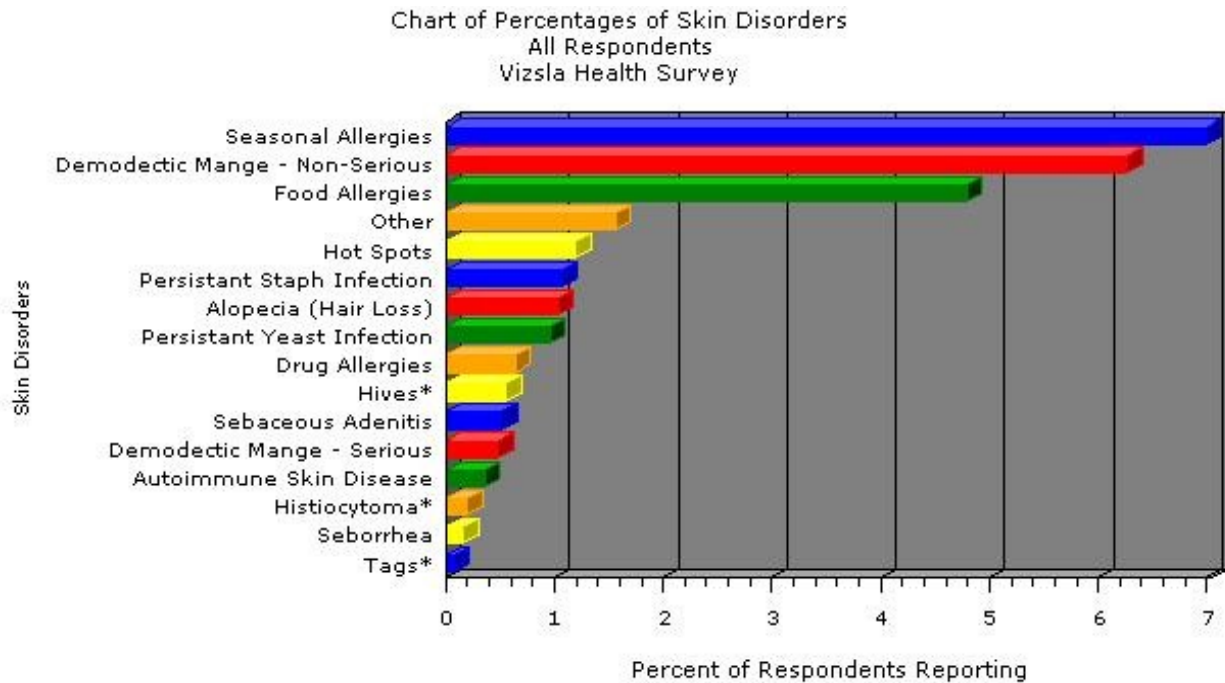
Descriptive Statistics of Cancer/Tumors Age of Diagnosis or Onset

Cancer/Tumors	N	Mean	Standard/ Deviation
Lipoma (Fatty Tumor/Growth) Age	218	6.52	2.62
Mast Cell Tumor Age	147	6.42	2.85
Hemangiosaroma Age	73	9.11	2.54
Other Age	60	6.53	3.15
Lymphoma Age	46	8.28	3.39
Melanoma Age	29	7.17	2.63
Fibrosarcoma Age	21	7.05	3.38
Histiocytoma/Histiocytosis Age*	19	3.78	3.85
Liver Cancer Age	18	8.94	3.08
Sebaceous Gland Tumors Age	14	5.14	3.21
Mammary Cancer Age	12	7.17	1.80
Pancreatic Cancer Age	11	8.73	2.90
Lung Cancer Age*	9	9.89	2.52
Osteosarcoma (Bone Cancer) Age	8	8.38	2.72
Squamous Cell Tumors Age	8	5.13	4.05
Pituitary Tumors Age	7	9.43	3.26
Prostate Cancer Age*	6	10.00	1.67
Lymphatic Cancer Age	5	9.00	2.74
Heart Cancer Age*	4	9.50	0.58
Leukemia Age	2	9.50	0.71
Testicular Cancer Age	2	6.00	2.83
Bladder Cancer Age*	2	9.00	1.41
Colon Cancer Age*	1	12.00	

Note: categories marked with an asterisk (“*”) indicate that this disorder was not specifically inquired about on the survey, but was added because more than one respondent reported the disorder in the “Other” category.

3.4) Skin Disorders

Both seasonal allergies and non-serious demodectic mange were reported by greater than 5% of respondents. A total of 175 (6.99%) owners reported that their Vizslas had seasonal allergies, with a mean reported age of onset of 1.85 (S.D. 1.91) years. Non-serious demodectic mange was reported by 157 (6.27%) of survey takers with mean onset age of 0.75 (S.D. 0.75) years. Food allergies were reported by 120 (4.79%) of survey takers, whose average age of onset was 1.73 (S.D. 1.92) years. Disorders that were specifically asked about in the survey with less than 1% incidence reported were persistent yeast infection, drug allergies, sebaceous adenitis, serious demodectic mange, autoimmune skin disease, and seborrhea.



Note: categories marked with an asterisk (“*”) indicate that this disorder was not specifically inquired about on the survey, but was added because more than one respondent reported the disorder in the “Other” category.

Vizsla Club of America Welfare Foundation 2008 Health Survey

Summary of Frequency and Percentages of Skin Disorders

Skin Disorders	Frequency/ Percentage
Seasonal Allergies	175 (6.99%)
Demodectic Mange - Non-Serious	157 (6.27%)
Food Allergies	120 (4.79%)
Other	39 (1.56%)
Hot Spots	30 (1.20%)
Persistent Staph Infection	27 (1.08%)
Alopecia (Hair Loss)	26 (1.04%)
Persistent Yeast Infection	24 (0.96%)
Drug Allergies	16 (0.64%)
Hives*	14 (0.56%)
Sebaceous Adenitis	13 (0.52%)
Demodectic Mange - Serious	12 (0.48%)
Autoimmune Skin Disease	9 (0.36%)
Histiocytoma*	5 (0.20%)
Seborrhea	4 (0.16%)
Tags*	2 (0.08%)

Note: categories marked with an asterisk (“*”) indicate that this disorder was not specifically inquired about on the survey, but was added because more than one respondent reported the disorder in the “Other” category.

Vizsla Club of America Welfare Foundation 2008 Health Survey

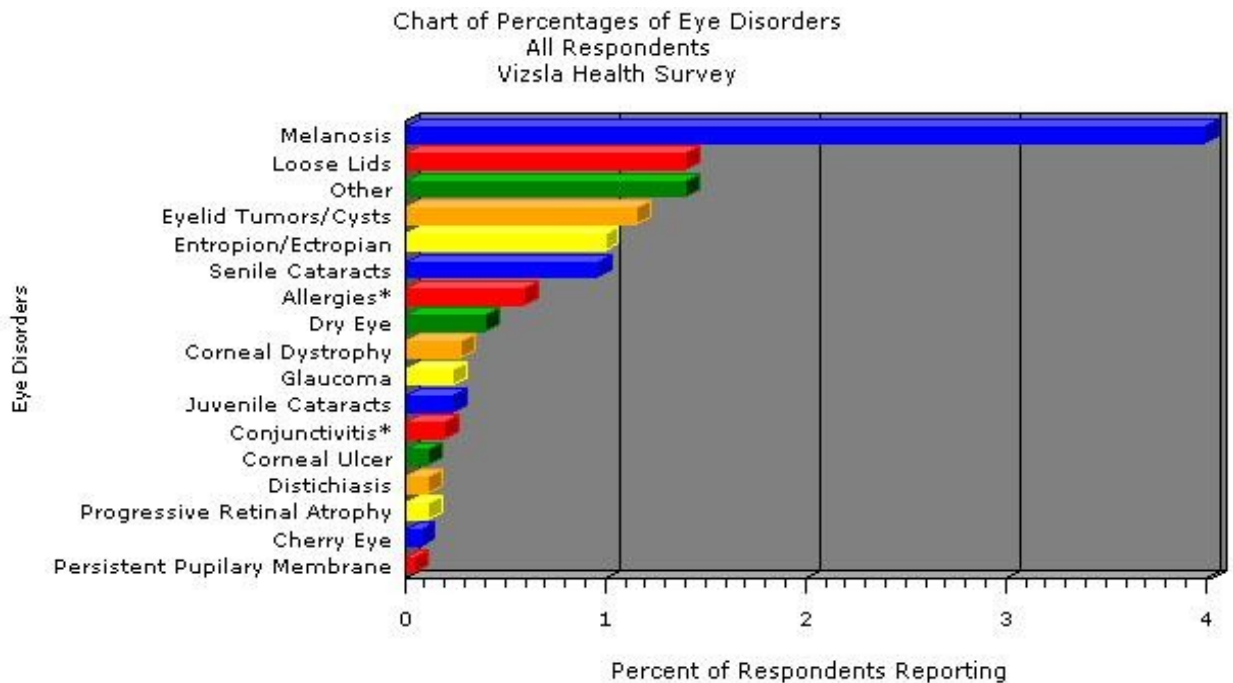
Descriptive Statistics of Skin Disorders Age of Diagnosis or Onset

Skin Disorders	N	Mean	Standard/ Deviation
Seasonal Allergies Age	171	1.85	1.91
Demodectic Mange - Common, Localized, Non-Serious Puppy Age	155	0.75	0.75
Food Allergies Age	118	1.73	1.92
Other Age	37	3.32	2.85
Hot Spots Age	29	2.84	2.36
Persistent Staph Infection Age	27	2.74	2.58
Persistent Yeast Infection Age	23	3.09	2.79
Alopecia (Hair Loss) Age	19	3.44	2.79
Drug Allergies Age	16	2.45	2.58
Hives Age*	13	1.81	1.52
Demodectic Mange - Generalized, Serious Age	12	1.44	1.47
Sebaceous Adenitis Age	12	4.74	2.85
Autoimmune Skin Disease Age	6	2.63	2.45
Histiocytoma Age*	5	2.80	1.48
Seborrhea Age	4	5.16	5.54
Tags Age*	2	2.00	0.00

Note: categories marked with an asterisk (“*”) indicate that this disorder was not specifically inquired about on the survey, but was added because more than one respondent reported the disorder in the “Other” category.

3.5) Eye Disorders

Melanosis was the only eye disorder that was reported by greater than 2% of respondents. A total of 100 (3.99%) owners reported that their Vizslas had melanosi, with a mean reported age of onset of 5.92 (S.D. 2.43) years. Loose lids (n=35), eyelid tumors/cysts (n=29), and Entropion/Ectropion (n=25) were reported by 1% or more of respondents. Less than 0.1% incidence of cherry eye and persistent pupillary membrane disorders were reported.



Note: categories marked with an asterisk (“*”) indicate that this disorder was not specifically inquired about on the survey, but was added because more than one respondent reported the disorder in the “Other” category.

Vizsla Club of America Welfare Foundation 2008 Health Survey

Summary of Frequency and Percentages of Eye Disorders

Eye Disorders	Frequency/ Percentage
Melanosis	100 (3.99%)
Loose Lids	35 (1.40%)
Other	35 (1.40%)
Eyelid Tumors/Cysts	29 (1.16%)
Entropion/Ectropion	25 (1.00%)
Senile Cataracts	24 (0.96%)
Allergies*	15 (0.60%)
Dry Eye	10 (0.40%)
Corneal Dystrophy	7 (0.28%)
Glaucoma	6 (0.24%)
Juvenile Cataracts	6 (0.24%)
Conjunctivitis*	5 (0.20%)
Corneal Ulcer	3 (0.12%)
Distichiasis	3 (0.12%)
Progressive Retinal Atrophy	3 (0.12%)
Cherry Eye	2 (0.08%)
Persistent Pupillary Membrane	1 (0.04%)

Note: categories marked with an asterisk (“*”) indicate that this disorder was not specifically inquired about on the survey, but was added because more than one respondent reported the disorder in the “Other” category.

Vizsla Club of America Welfare Foundation 2008 Health Survey

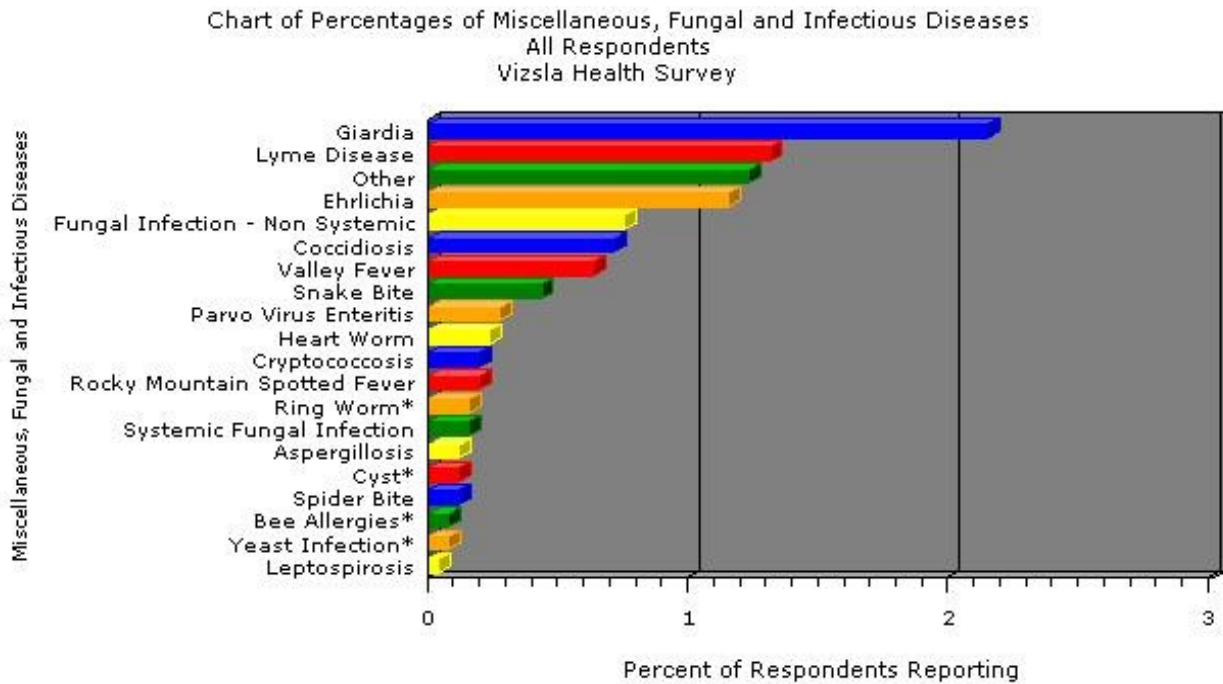
Descriptive Statistics of Eye Disorders Age of Diagnosis or Onset

Eye Disorders	N	Mean	Standard/ Deviation
Melanosis (Small Black Non-Malignant Growth on Eyelids) Age	99	5.92	2.43
Loose Lids Age	35	1.56	2.77
Other Age	34	4.38	3.95
Eyelid Tumors/Cysts Age	29	6.00	2.56
Entropion/Ectropian Age	25	0.38	0.53
Senile Cataracts Age	24	10.42	2.64
Allergies Age*	15	1.50	1.51
Dry Eye Age	10	4.25	3.33
Corneal Dystrophy Age	7	3.71	2.21
Juvenile Cataracts Age	6	2.96	2.32
Glaucoma Age	4	7.75	4.19
Conjunctivitis Age*	4	1.97	1.19
Corneal Ulcer Age	3	3.79	3.87
Distichiasis Age	3	2.08	2.53
Progressive Retinal Atrophy (PRA) Age	3	6.67	1.15
Cherry Eye Age	2	7.06	9.81
Persistent Pupillary Membrane Age	1	1.00	

Note: categories marked with an asterisk (“*”) indicate that this disorder was not specifically inquired about on the survey, but was added because more than one respondent reported the disorder in the “Other” category.

3.6) Miscellaneous, Fungal, and Infectious Diseases

Giardia, Lyme Disease, and Ehrlichia were the only disorders in this category that were reported by greater than 1% of respondents. A total of 54 (2.16%) owners reported that their Vizslas had giardia, with a mean reported age of onset of 1.69 (S.D. 1.56) years. Lyme Disease, (n=33) and ehrlichia (n=29) were also reported by more than 1% of survey takers. Less than 0.1% incidence of leptospirosis was reported.



Note: categories marked with an asterisk (“*”) indicate that this disorder was not specifically inquired about on the survey, but was added because more than one respondent reported the disorder in the “Other” category.

Vizsla Club of America Welfare Foundation 2008 Health Survey

Summary of Frequency and Percentages of Miscellaneous, Fungal and Infectious Diseases

Miscellaneous, Fungal and Infectious Diseases	Frequency/ Percentage
Giardia	54 (2.16%)
Lyme Disease	33 (1.32%)
Other	31 (1.24%)
Ehrlichia	29 (1.16%)
Fungal Infection - Non Systemic	19 (0.76%)
Coccidiosis	18 (0.72%)
Valley Fever	16 (0.64%)
Snake Bite	11 (0.44%)
Parvo Virus Enteritis	7 (0.28%)
Heart Worm	6 (0.24%)
Cryptococcosis	5 (0.20%)
Rocky Mountain Spotted Fever	5 (0.20%)
Systemic Fungal Infection	4 (0.16%)
Ring Worm*	4 (0.16%)
Aspergillosis	3 (0.12%)
Spider Bite	3 (0.12%)
Cyst*	3 (0.12%)
Bee Allergies*	2 (0.08%)
Yeast Infection*	2 (0.08%)
Leptospirosis	1 (0.04%)

Note: categories marked with an asterisk (“*”) indicate that this disorder was not specifically inquired about on the survey, but was added because more than one respondent reported the disorder in the “Other” category.

Vizsla Club of America Welfare Foundation 2008 Health Survey

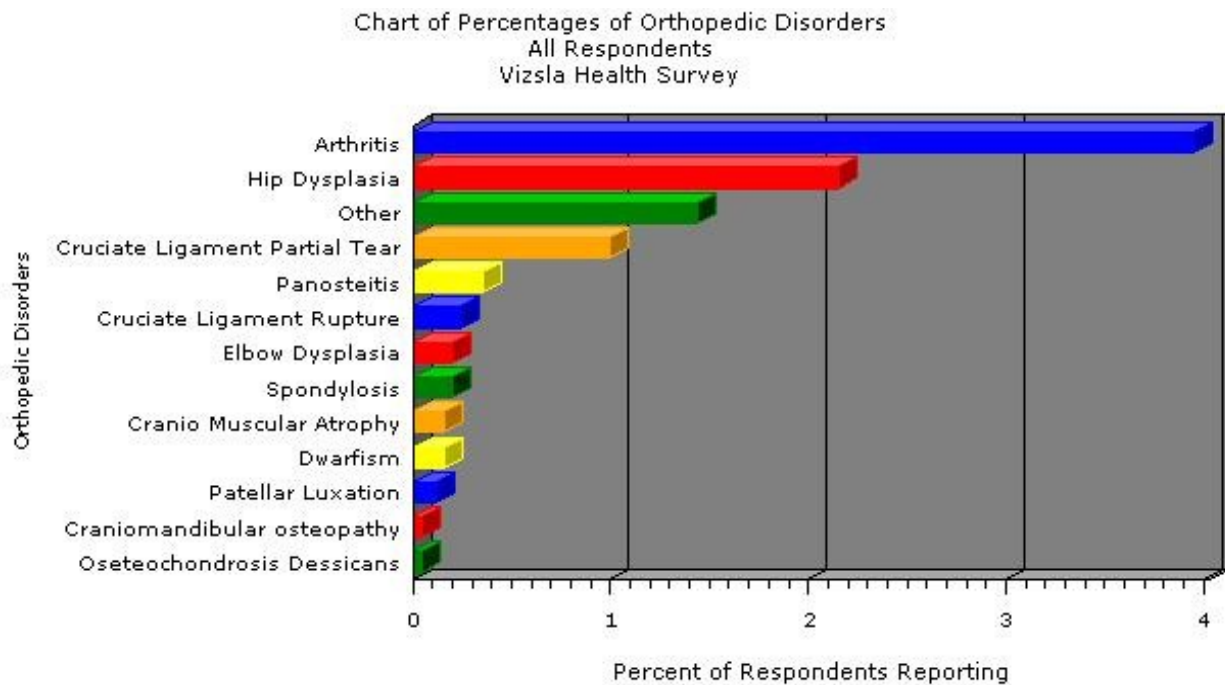
Descriptive Statistics of Miscellaneous, Fungal and Infectious Diseases Age of Diagnosis or Onset

Miscellaneous, Fungal and Infectious Diseases	N	Mean	Standard/Deviation
Giardia Age	52	1.69	1.56
Lyme Disease Age	32	4.51	2.15
Ehrlichia Age	28	3.69	2.56
Coccidiosis Age	18	2.13	3.85
Fungal Infection - Non Systemic Age	18	2.38	1.88
Snake Bite Age	11	3.30	3.14
Parvo Virus Enteritis Age	7	0.20	0.19
Heart Worm Age	6	1.83	1.71
Cryptococcosis Age	5	5.80	2.39
Rocky Mountain Spotted Fever Age	5	4.00	1.87
Systemic Fungal Infection Age	4	3.75	1.71
Aspergillosis Age	3	1.54	0.79
Leptospirosis Age	1	6.00	
Valley Fever Age	1	0.63	

Note: categories marked with an asterisk (“*”) indicate that this disorder was not specifically inquired about on the survey, but was added because more than one respondent reported the disorder in the “Other” category.

3.7) Orthopedic Issues

Arthritis, hip dysplasia, and cruciate ligament partial tears were reported by greater than 1% of respondents. A total of 99 (3.95%) owners reported that their Vizslas had arthritis, with a mean reported age of onset of 8.32 (S.D. 3.57) years. Hip dysplasia was reported by 54 (2.16%) of owners responding, with an average age of onset reported as 2.58 (S.D. 2.7) years. Cruciate Ligament partial tears were reported by 25 (1.0%) of owners, with an average age of onset of 4.86 (S.D. 3.15). Less than a 0.1% incidence of craniomandibular osteopathy and oseteochondrosis dessicans was reported.



Vizsla Club of America Welfare Foundation 2008 Health Survey

Summary of Frequency and Percentages of Orthopedic Disorders

Orthopedic Disorders	Frequency/ Percentage
Arthritis	99 (3.95%)
Hip Dysplasia	54 (2.16%)
Other	36 (1.44%)
Cruciate Ligament Partial Tear	25 (1.00%)
Panosteitis	9 (0.36%)
Cruciate Ligament Rupture	6 (0.24%)
Elbow Dysplasia	5 (0.20%)
Spondylosis	5 (0.20%)
Cranio Muscular Atrophy	4 (0.16%)
Dwarfism	4 (0.16%)
Patellar Luxation	3 (0.12%)
Cranio-mandibular osteopathy	1 (0.04%)
Osteochondrodysplasia	1 (0.04%)

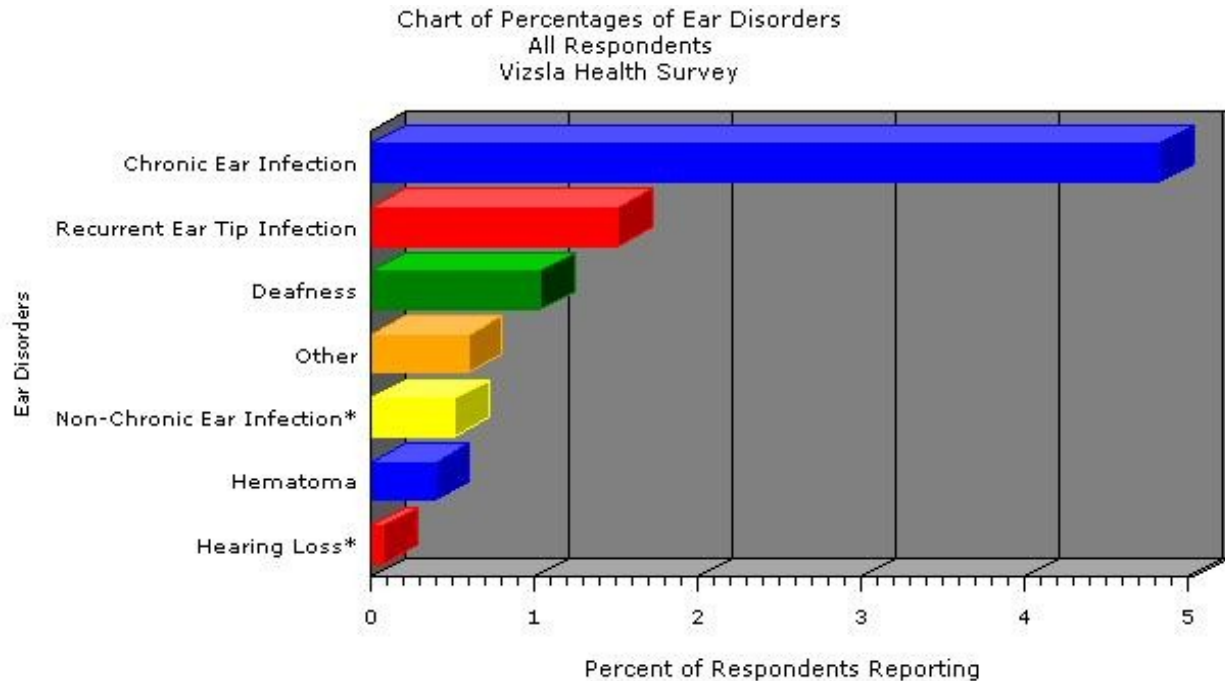
Vizsla Club of America Welfare Foundation 2008 Health Survey

Descriptive Statistics of Orthopedic Disorders Age of Diagnosis or Onset

Orthopedic Disorders	N	Mean	Standard/ Deviation
Arthritis Age	98	8.32	3.57
Hip Dysplasia Age	52	2.58	2.70
Other Age	35	2.92	3.77
Cruciate Ligament Partial Tear/Sprain/Strain Age	24	4.86	3.15
Panosteitis Age	9	1.39	2.12
Cruciate Ligament Rupture Age	6	4.50	2.74
Elbow Dysplasia Age	5	1.05	1.11
Spondylosis Age	5	8.00	4.69
Cranio Muscular Atrophy (Deformed Head) Age	4	3.94	5.52
Dwarfism Age	4	0.25	0.25
Patellar Luxation Age	3	3.33	3.21
Cranio-mandibular osteopathy Age	1	0.38	
Osteochondrodysplasia Age	1	2.00	

3.8) Ear Disorders

Chronic ear infections, recurrent ear tip infections, and deafness were reported by greater than 1% of the Vizsla owners who responded. A total of 121 (4.83%) owners reported that their Vizslas experienced chronic ear infections, with a mean reported age of onset of 1.95 (S.D. 1.92) years. Recurrent ear tip infections were reported by 38 (1.52%) owners responding, with an average age of onset reported as 2.35 (S.D. 1.96) years. Deafness was reported by 26 (1.04%) owners, with an average age of onset of 10.96 (S.D. 2.27). Less than a 1% incidence of non-chronic ear infections, hematoma, and other hearing loss was reported.



Note: categories marked with an asterisk (“*”) indicate that this disorder was not specifically inquired about on the survey, but was added because more than one respondent reported the disorder in the “Other” category.

Vizsla Club of America Welfare Foundation 2008 Health Survey

Summary of Frequency and Percentages of Ear Disorders

Ear Disorders	Frequency/ Percentage
Chronic Ear Infection	121 (4.83%)
Recurrent Ear Tip Infection	38 (1.52%)
Deafness	26 (1.04%)
Other	15 (0.60%)
Non-Chronic Ear Infection*	13 (0.52%)
Hematoma	10 (0.40%)
Hearing Loss*	2 (0.08%)

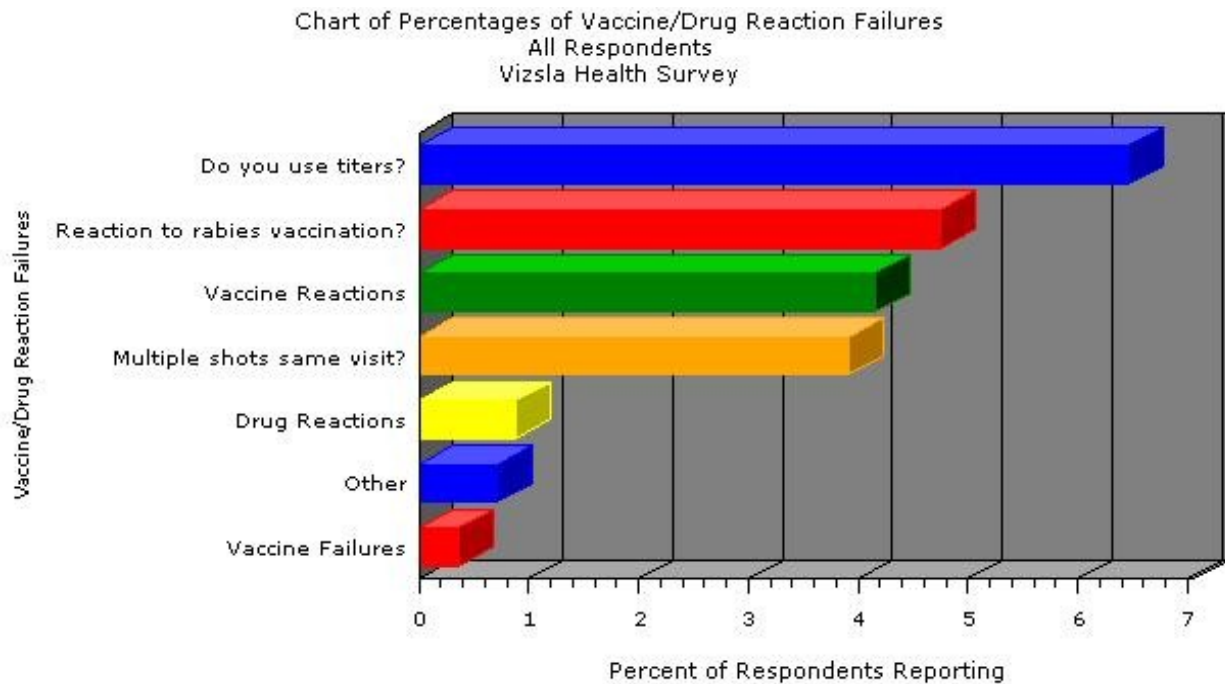
Descriptive Statistics of Ear Disorders Age of Diagnosis or Onset

Ear Disorders	N	Mean	Standard/ Deviation
Chronic Ear Infection Age	120	1.95	1.92
Recurrent Ear Tip Infection Age	38	2.35	1.96
Deafness Age	26	10.96	2.27
Other Age	14	3.04	2.06
Non-Chronic Ear Infection Age*	13	2.21	2.35
Hematoma Age	10	3.10	2.87
Hearing Loss Age*	2	10.50	0.71

Note: categories marked with an asterisk (“*”) indicate that this disorder was not specifically inquired about on the survey, but was added because more than one respondent reported the disorder in the “Other” category.

3.9) Vaccine/Drug Reaction Information

Of the 2,505 respondents, 162 (6.47%), reported using titers. Owners of 119 (4.75%) Vizslas reported that their dog had had a reaction rabies vaccination, while 104 (4.15%) reported other vaccine reactions. The mean age of vaccine reactions was reported as 2.04 (S.D. 2.23) years. Drug reactions and vaccine failures were reported by fewer than 1% of the survey respondents.



Vizsla Club of America Welfare Foundation 2008 Health Survey

Summary of Frequency and Percentages of Vaccine/Drug Reaction Failures

Vaccine/Drug Reaction Failures	Frequency/ Percentage
Do you use titers?	162 (6.47%)
Reaction to rabies vaccination?	119 (4.75%)
Vaccine Reactions	104 (4.15%)
Multiple shots same visit?	98 (3.91%)
Drug Reactions	22 (0.88%)
Other	18 (0.72%)
Vaccine Failures	9 (0.36%)

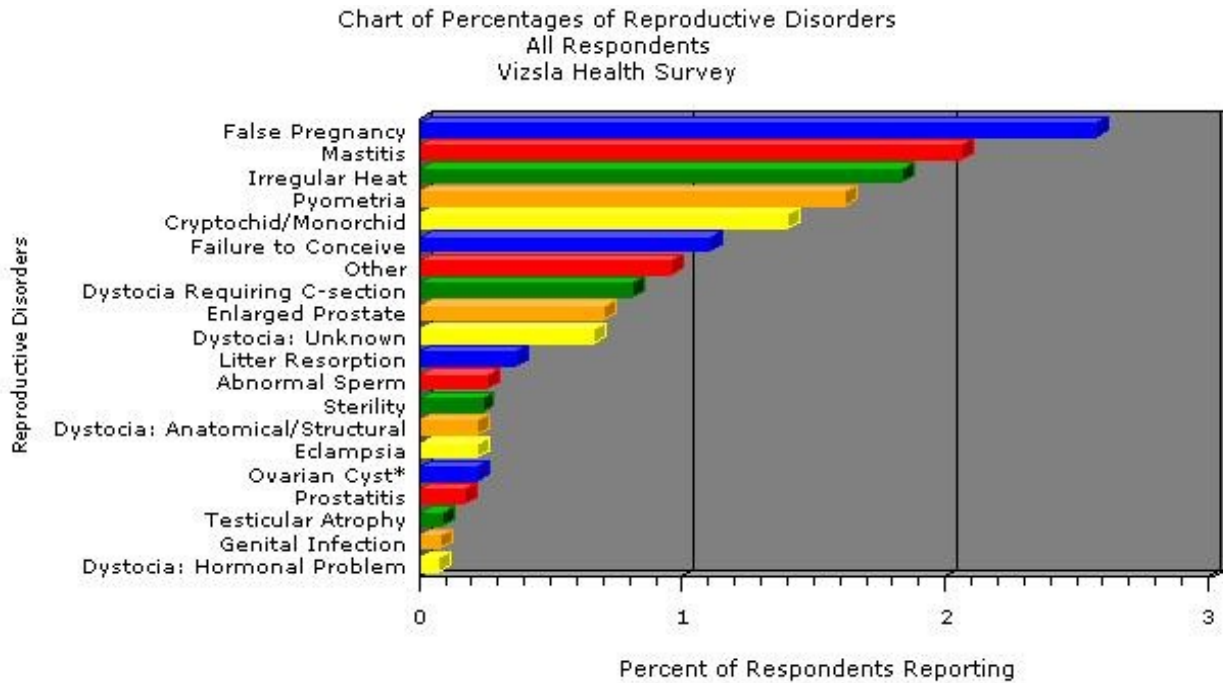
Descriptive Statistics of Vaccine/Drug Reaction Failures Age of Diagnosis or Onset

Vaccine/Drug Reaction Failures	N	Mean	Standard/ Deviation
Vaccine Reactions Age	99	2.04	2.23
Drug Reactions Age	22	2.39	2.42
Other Age	17	2.76	1.79
Vaccine Failures Age	9	2.60	2.40

3.10) Reproductive Disorders

False Pregnancy and Mastitis were reported in more than 2% of the female Vizsla owners who responded. A total of 35 (2.57%) reported that their Vizslas experienced a false pregnancy, with a mean reported age of onset of 2.66 (S.D. 1.9) years. Mastitis was reported by 28 (2.06%) owners of females responding, with a mean age of onset reported as 4.03 (S.D. 1.44) years. Irregular heat was reported by 25 (1.84%) of female Vizsla owners, with a mean age of onset of 2.57 (S.D. 1.73). Less than a 0.1% incidence of testicular atrophy in males, genital infection in males and females, and Dystocia in females was reported by owners.

For disorders that are specific to males or females the percentages in the following chart and tables are based on the number of males and females in the survey (1360 females, 1144 males).



Note: categories marked with an asterisk (“*”) indicate that this disorder was not specifically inquired about on the survey, but was added because more than one respondent reported the disorder in the “Other” category.

Vizsla Club of America Welfare Foundation 2008 Health Survey

Summary of Frequency and Percentages of Reproductive Disorders

Reproductive Disorders	Frequency / Percentage
False Pregnancy	35 (2.57%)
Mastitis	28 (2.06%)
Irregular Heat	25 (1.84%)
Pyometria	22 (1.62%)
Cryptochid/Monorchid	16 (1.40%)
Failure to Conceive	15 (1.10%)
Other	24 (0.96%)
Dystocia Requiring C-section	11 (0.81%)
Enlarged Prostate	8 (0.70%)
Dystocia: Unknown	9 (0.66%)
Litter Resorption	5 (0.37%)
Abnormal Sperm	3 (0.26%)
Sterility	6 (0.24%)
Dystocia: Anatomical/Structural	3 (0.22%)
Eclampsia	3 (0.22%)
Ovarian Cyst*	3 (0.22%)
Prostatitis	2 (0.17%)
Testicular Atrophy	1 (0.09%)
Genital Infection	2 (0.08%)
Dystocia: Hormonal Problem	1 (0.07%)

Notes:

Categories marked with an asterisk (“*”) indicate that this disorder was not specifically inquired about on the survey, but was added because more than one respondent reported the disorder in the “Other” category.

For disorders that are specific to males or females, the percentages are based on the number of males and females in the survey (1360 females, 1144 males).

Vizsla Club of America Welfare Foundation 2008 Health Survey

Descriptive Statistics of Reproductive Disorders Age of Diagnosis or Onset

Reproductive Disorders	N	Mean	Standard/ Deviation
False Pregnancy Age	35	2.66	1.90
Mastitis Age	26	4.03	1.44
Irregular Heat Age	24	2.57	1.73
Pyometria Age	22	4.82	1.99
Failure to Conceive Age	15	3.76	1.37
Cryptorchid/Monorchid Age	12	0.52	0.95
Dystocia Requiring C-section Age	11	4.64	1.43
Enlarged Prostate Age	8	8.38	3.16
Sterility Age	6	4.33	1.21
Other Age	5	3.80	1.64
Litter Resorption Age	4	3.25	1.26
Eclampsia Age	3	2.67	1.53
Abnormal Sperm Age	2	7.50	2.12
Prostatitis Age	2	6.50	2.12
Genital Infection Age	1	0.38	
Testicular Atrophy Age	1	6.00	

Notes:

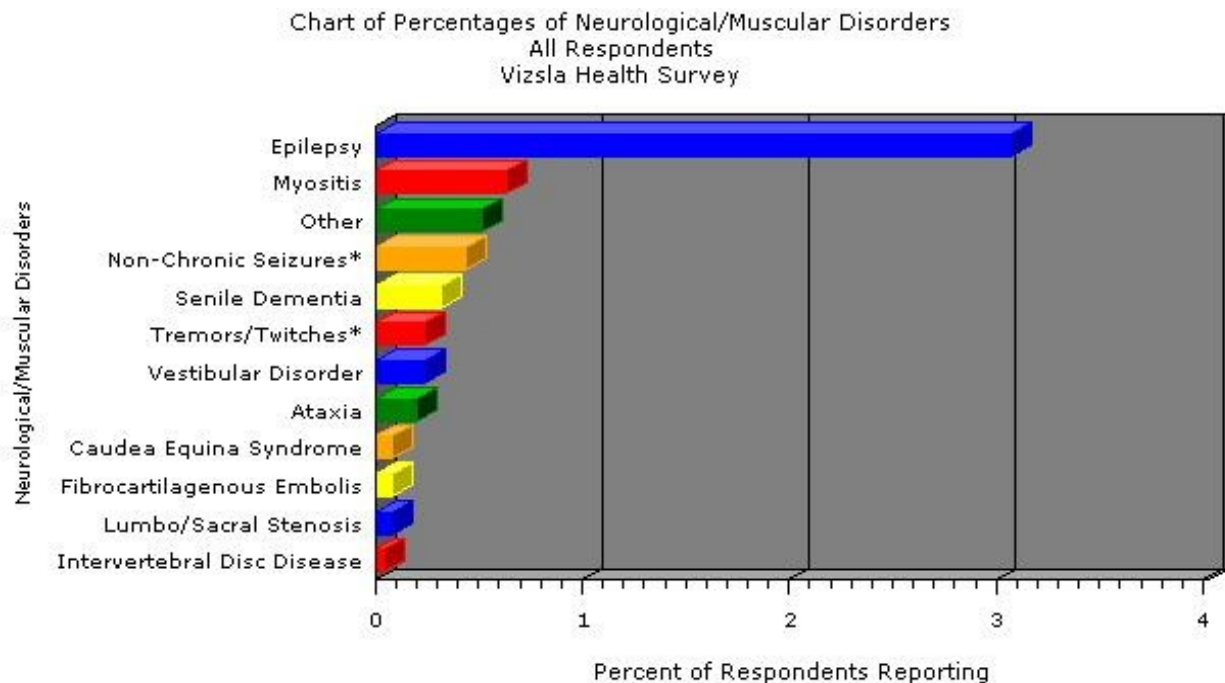
Categories marked with an asterisk (“*”) indicate that this disorder was not specifically inquired about on the survey, but was added because more than one respondent reported the disorder in the “Other” category.

For disorders that are specific to males or females, the percentages are based on the number of males and females in the survey (1360 females, 1144 males).

Ovarian Cyst is not included in the table Age of Diagnosis or Onset descriptive statistics because no age information was provided by the respondents.

3.11) Neurological/Muscular Disorders

Epilepsy was reported by greater than 3% of the Vizsla owners who responded. A total of 77 (3.07%) owners reported that their Vizslas have epilepsy, with a mean reported age of onset of 2.76 (S.D. 2.2) years. Myositis was reported by 16 (0.64%) of owners responding, with a mean age of onset reported as 2.46 (S.D. 2.07) years. Caudea equina syndrome, fibrocartilagenous embolis, lumbo/sacral stenosis, and intervertebral disc disease was reported by fewer than 0.1% of the owners.



Note: categories marked with an asterisk (“*”) indicate that this disorder was not specifically inquired about on the survey, but was added because more than one respondent reported the disorder in the “Other” category.

Vizsla Club of America Welfare Foundation 2008 Health Survey

Summary of Frequency and Percentages of Neurological/Muscular Disorders

Neurological/Muscular Disorders	Frequency/Percentage
Epilepsy	77 (3.07%)
Myositis	16 (0.64%)
Other	13 (0.52%)
Non-Chronic Seizures*	11 (0.44%)
Senile Dementia	8 (0.32%)
Vestibular Disorder	6 (0.24%)
Tremors/Twitches*	6 (0.24%)
Ataxia	5 (0.20%)
Caudea Equina Syndrome	2 (0.08%)
Fibrocartilagenous Embolis	2 (0.08%)
Lumbo/Sacral Stenosis	2 (0.08%)
Intervertebral Disc Disease	1 (0.04%)

Note: categories marked with an asterisk (“*”) indicate that this disorder was not specifically inquired about on the survey, but was added because more than one respondent reported the disorder in the “Other” category.

Vizsla Club of America Welfare Foundation 2008 Health Survey

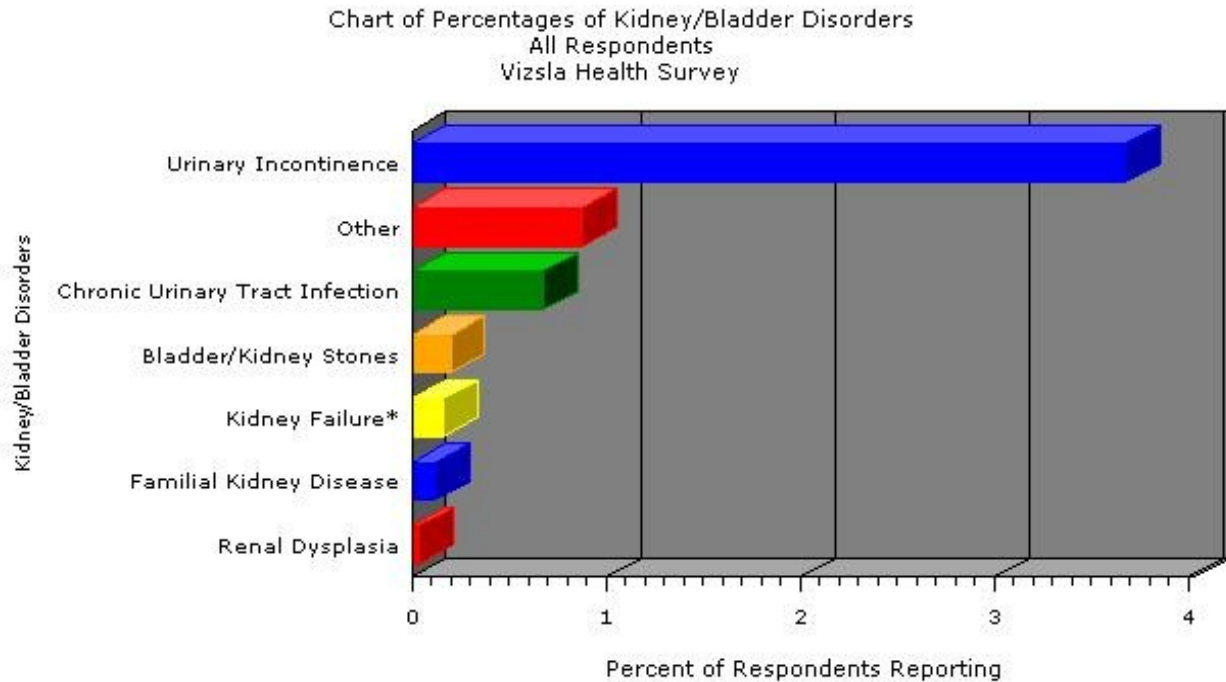
Descriptive Statistics of Neurological/Muscular Disorders Age of Diagnosis or Onset

Neurological/Muscular Disorders	N	Mean	Standard/Deviation
Epilepsy Age	76	2.76	2.30
Myositis Age	16	2.46	2.07
Other Age	13	4.85	3.46
Non-Chronic Seizures Age*	10	3.56	2.68
Senile Dementia Age	8	13.75	1.75
Vestibular Disorder Age	6	10.17	4.54
Tremors/Twitches Age*	6	4.94	5.12
Ataxia Age	5	5.48	3.65
Caudea Equina Syndrome Age	2	10.50	3.54
Fibrocartilagenous Embolis Age	2	8.50	2.12
Lumbo/Sacral Stenosis Age	2	11.00	1.41
Intervertebral Disc Disease Age	1	12.00	

Note: categories marked with an asterisk (“*”) indicate that this disorder was not specifically inquired about on the survey, but was added because more than one respondent reported the disorder in the “Other” category.

3.12) Kidney/Bladder Disorders

Urinary incontinence was reported by greater than 3% of the Vizsla owners who responded. A total of 92 (3.67%) owners reported that their Vizslas experienced urinary incontinence, with a mean reported age of onset of 5.13 (S.D. 4.16) years. Renal dysplasia was reported by fewer than 0.1% of the owners.



Note: categories marked with an asterisk (“*”) indicate that this disorder was not specifically inquired about on the survey, but was added because more than one respondent reported the disorder in the “Other” category.

Vizsla Club of America Welfare Foundation 2008 Health Survey

Summary of Frequency and Percentages of Kidney/Bladder Disorders

Kidney/Bladder Disorders	Frequency/ Percentage
Urinary Incontinence	92 (3.67%)
Other	22 (0.88%)
Chronic Urinary Tract Infection	17 (0.68%)
Bladder/Kidney Stones	5 (0.20%)
Kidney Failure*	4 (0.16%)
Familial Kidney Disease	3 (0.12%)
Renal Dysplasia	1 (0.04%)

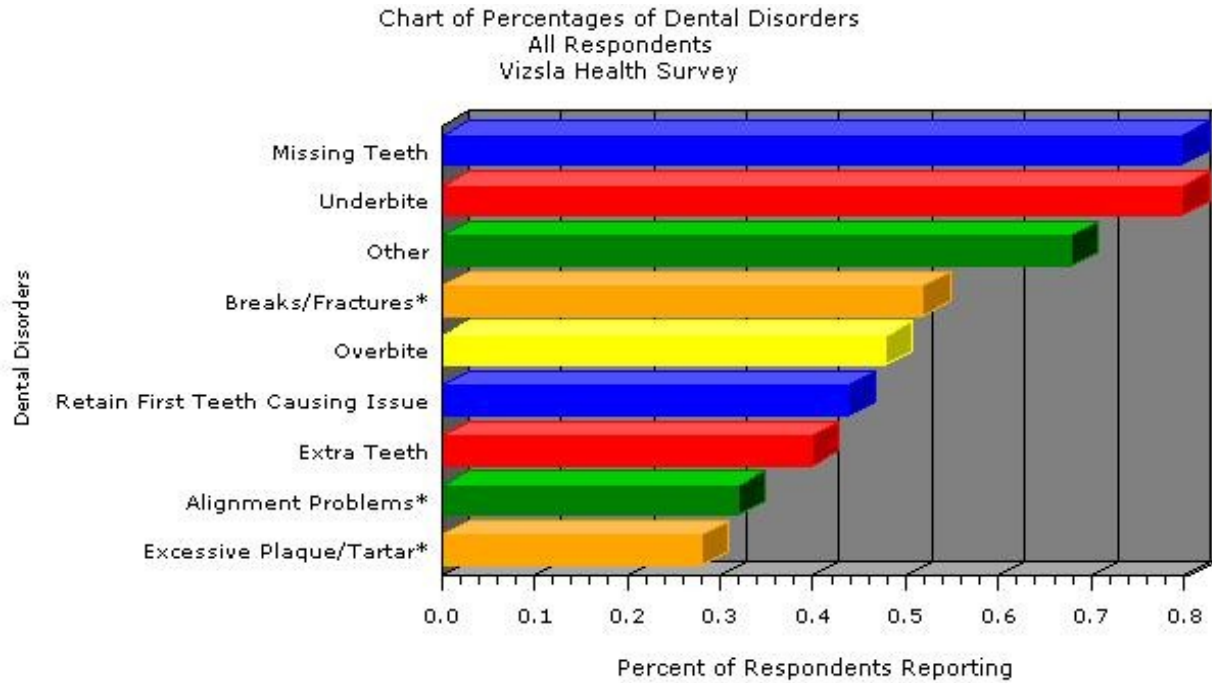
Descriptive Statistics of Kidney/Bladder Disorders Age of Diagnosis or Onset

Kidney/Bladder Disorders	N	Mean	Standard/ Deviation
Urinary Incontinence Age	88	5.33	4.16
Other Age	21	3.68	4.44
Chronic Urinary Tract Infection Age	17	3.46	4.20
Bladder/Kidney Stones Age	5	2.48	1.54
Kidney Failure Age*	4	5.25	4.72
Familial Kidney Disease Age	3	9.00	6.08
Renal Dysplasia Age	1	13.00	

Note: categories marked with an asterisk (“*”) indicate that this disorder was not specifically inquired about on the survey, but was added because more than one respondent reported the disorder in the “Other” category.

3.13) Dental Disorders

No single dental issue was reported by greater than 0.8% of the Vizsla owners. Missing teeth and underbite were the most commonly reported, with 20 (0.8%) owners reporting each. Extra teeth were reported by 10 (0.4%) respondents.



Note: categories marked with an asterisk (“*”) indicate that this disorder was not specifically inquired about on the survey, but was added because more than one respondent reported the disorder in the “Other” category.

Vizsla Club of America Welfare Foundation 2008 Health Survey

Summary of Frequency and Percentages of Dental Disorders

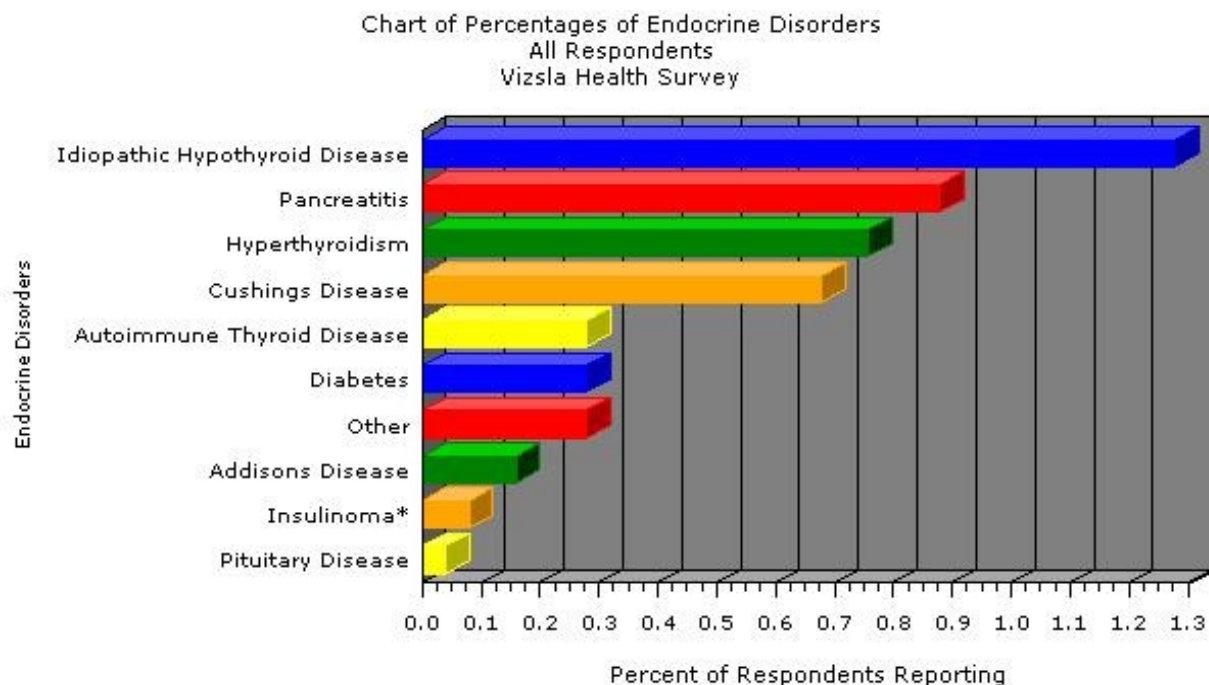
Dental Disorders	Frequency/ Percentage
Missing Teeth	20 (0.80%)
Underbite	20 (0.80%)
Other	17 (0.68%)
Breaks/Fractures*	13 (0.52%)
Overbite	12 (0.48%)
Retain First Teeth Causing Issues*	11 (0.44%)
Extra Teeth	10 (0.40%)
Alignment Problems*	8 (0.32%)
Excessive Plaque/Tartar*	7 (0.28%)

Note: categories marked with an asterisk (“*”) indicate that this disorder was not specifically inquired about on the survey, but was added because more than one respondent reported the disorder in the “Other” category.

3.14) Endocrine Disorders

Idiopathic hypothyroid disease was reported by greater than 1% of the Vizsla owners who responded. A total of 32 (1.28%) owners reported that their Vizslas were diagnosed with the disease, with a mean reported age of onset of 4.81 (S.D. 2.66) years. Pancreatitis was reported by 22 (0.88%) Vizsla owners, with a reported mean onset age of 5.39 (S.D. 3.58) years. Hyperthyroidism (n=19) and Cushings disease (n=17) were also reported by greater than 0.5% of respondents.

Vizsla Club of America Welfare Foundation 2008 Health Survey



Summary of Frequency and Percentages of Endocrine Disorders

Endocrine Disorders	Frequency/ Percentage
Idiopathic Hypothyroid Disease	32 (1.28%)
Pancreatitis	22 (0.88%)
Hyperthyroidism	19 (0.76%)
Cushings Disease	17 (0.68%)
Autoimmune Thyroid Disease	7 (0.28%)
Diabetes	7 (0.28%)
Other	7 (0.28%)
Addisons Disease	4 (0.16%)
Insulinoma*	2 (0.08%)
Pituitary Disease	1 (0.04%)

Note: categories marked with an asterisk (“*”) indicate that this disorder was not specifically inquired about on the survey, but was added because more than one respondent reported the disorder in the “Other” category.

Vizsla Club of America Welfare Foundation 2008 Health Survey

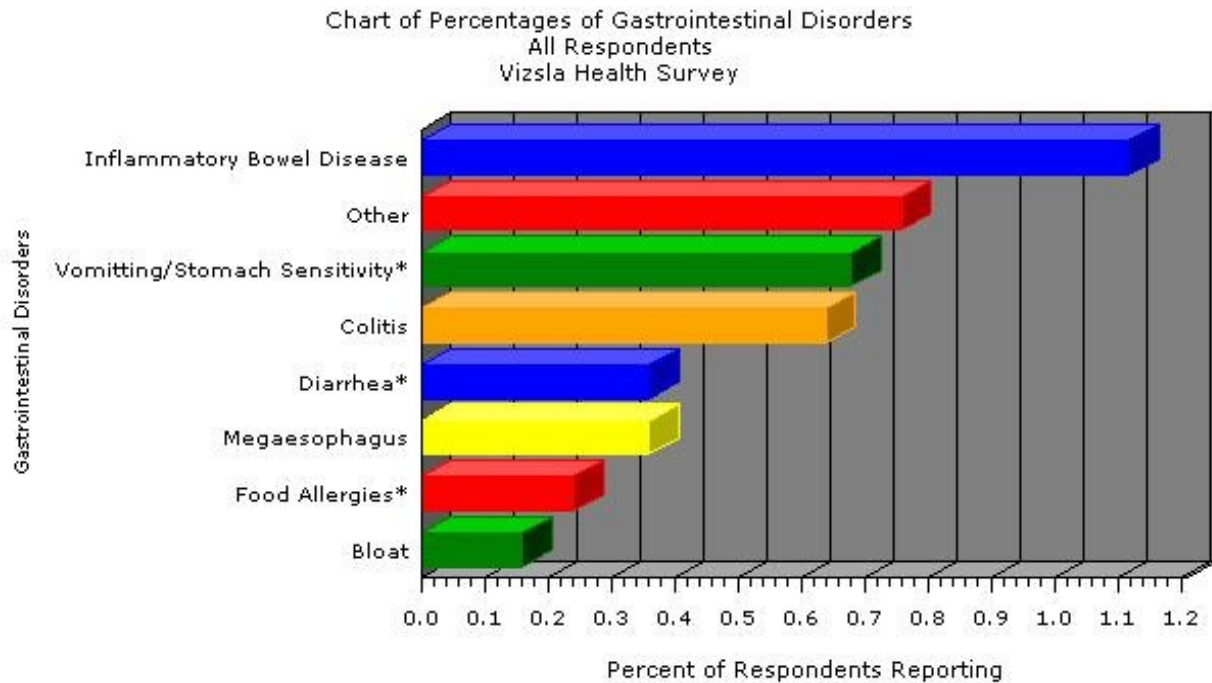
Descriptive Statistics of Endocrine Disorders Age of Diagnosis or Onset

Endocrine Disorders	N	Mean	Standard/ Deviation
Idiopathic Hypothyroid Disease Age	32	4.81	2.66
Pancreatitis Age	22	5.39	3.58
Hyperthyroidism Age	19	5.79	3.47
Cushings Disease Age	16	10.75	2.21
Autoimmune Thyroid Disease Age	7	5.29	2.75
Diabetes Age	7	4.57	1.81
Other Age	6	1.85	1.30
Addisons Disease Age	4	7.09	5.13
Insulinoma Age*	2	8.00	0.00
Pituitary Disease Age	1	12.00	

Note: categories marked with an asterisk (“*”) indicate that this disorder was not specifically inquired about on the survey, but was added because more than one respondent reported the disorder in the “Other” category.

3.15) Gastrointestinal Disorders

Inflammatory bowel disease was reported by greater than 1% of the Vizsla owners who responded. A total of 28 (1.12%) owners reported that their Vizslas were diagnosed with the disease, with a mean reported age of onset of 4.62 (S.D. 3.85) years. Colitis was reported by 16 (0.64%) Vizsla owners, with a reported mean onset age of 2.52 (S.D. 2.85) years.



Note: categories marked with an asterisk (“*”) indicate that this disorder was not specifically inquired about on the survey, but was added because more than one respondent reported the disorder in the “Other” category.

Vizsla Club of America Welfare Foundation 2008 Health Survey

Summary of Frequency and Percentages of Gastrointestinal Disorders

Gastrointestinal Disorders	Frequency/ Percentage
Inflammatory Bowel Disease	28 (1.12%)
Other	19 (0.76%)
Vomitting/Stomach Sensitivity*	17 (0.68%)
Colitis	16 (0.64%)
Megaesophagus	9 (0.36%)
Diarrhea*	9 (0.36%)
Food Allergies*	6 (0.24%)
Bloat	4 (0.16%)

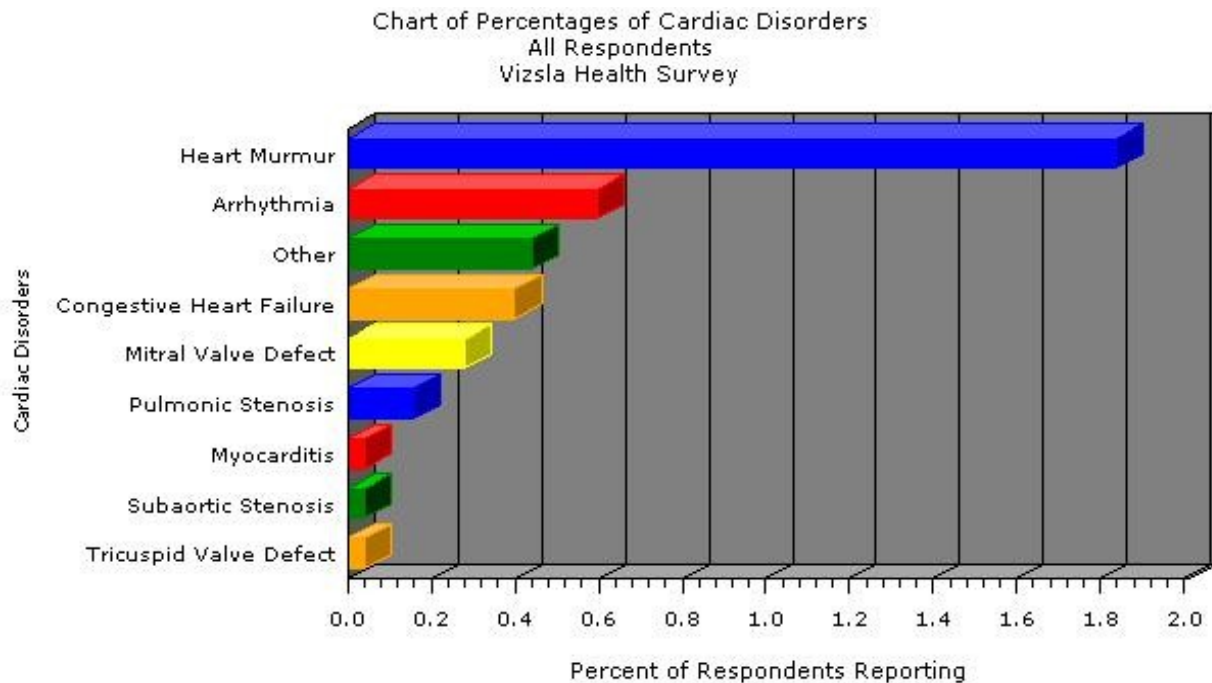
Descriptive Statistics of Gastrointestinal Disorders Age of Diagnosis or Onset

Gastrointestinal Disorders	N	Mean	Standard/ Deviation
Inflammatory Bowel Disease Age	28	4.62	3.85
Other Age	18	2.60	3.42
Colitis Age	16	2.52	2.85
Megaesophagus Age	8	1.00	0.67
Bloat Age	4	5.50	1.00
Vomitting/Stomach Sensitivity Age*	1	0.13	

Note: categories marked with an asterisk (“*”) indicate that this disorder was not specifically inquired about on the survey, but was added because more than one respondent reported the disorder in the “Other” category.

3.16) Cardiac Disorders

Heart murmurs were reported by greater than 1% of the Vizsla owners who responded. A total of 46 (1.84%) owners reported that their Vizslas were diagnosed with heart murmurs, with a mean reported age of onset of 5.38 (S.D. 4.09) years. Arrhythmia was reported by 15 (0.6%) of Vizsla owners, with a reported mean onset age of 7.33 (S.D. 4.61) years. Myocarditis, subaortic stenosis, and tricuspid valve defects were reported by fewer than 0.05% of respondents.



Vizsla Club of America Welfare Foundation 2008 Health Survey

Summary of Frequency and Percentages of Cardiac Disorders

Cardiac Disorders	Frequency/ Percentage
Heart Murmur	46 (1.84%)
Arrhythmia	15 (0.60%)
Other	11 (0.44%)
Congestive Heart Failure	10 (0.40%)
Mitral Valve Defect	7 (0.28%)
Pulmonic Stenosis	4 (0.16%)
Myocarditis	1 (0.04%)
Subaortic Stenosis	1 (0.04%)
Tricuspid Valve Defect	1 (0.04%)

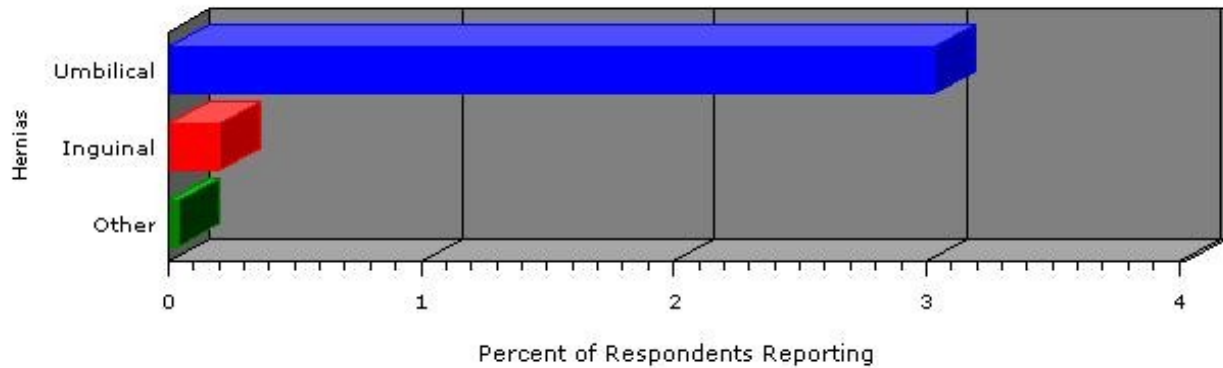
Descriptive Statistics of Cardiac Disorders Age of Diagnosis or Onset

Cardiac Disorders	N	Mean	Standard/ Deviation
Heart Murmur Age	46	5.38	4.09
Arrhythmia Age	15	7.33	4.61
Other Age	11	6.83	2.76
Congestive Heart Failure Age	10	10.60	2.12
Mitral Valve Defect Age	7	4.34	4.17
Pulmonic Stenosis Age	4	0.81	0.89
Myocarditis Age	1	0.13	
Subaortic Stenosis Age	1	0.13	
Tricuspid Valve Defect Age	1	12.00	

3.17) Hernias

Umbilical hernias were reported by 76 (3.03%) of the Vizsla owners who responded, with a mean reported age of onset of 0.15 (S.D. 0.08) years. Inguinal hernias were reported by 5 (0.2%) of the Vizsla owners who responded, with a mean reported age of onset of 2.7 (S.D. 5.21) years.

Chart of Percentages of Hernias
All Respondents
Vizsla Health Survey



Summary of Frequency and Percentages of Hernias

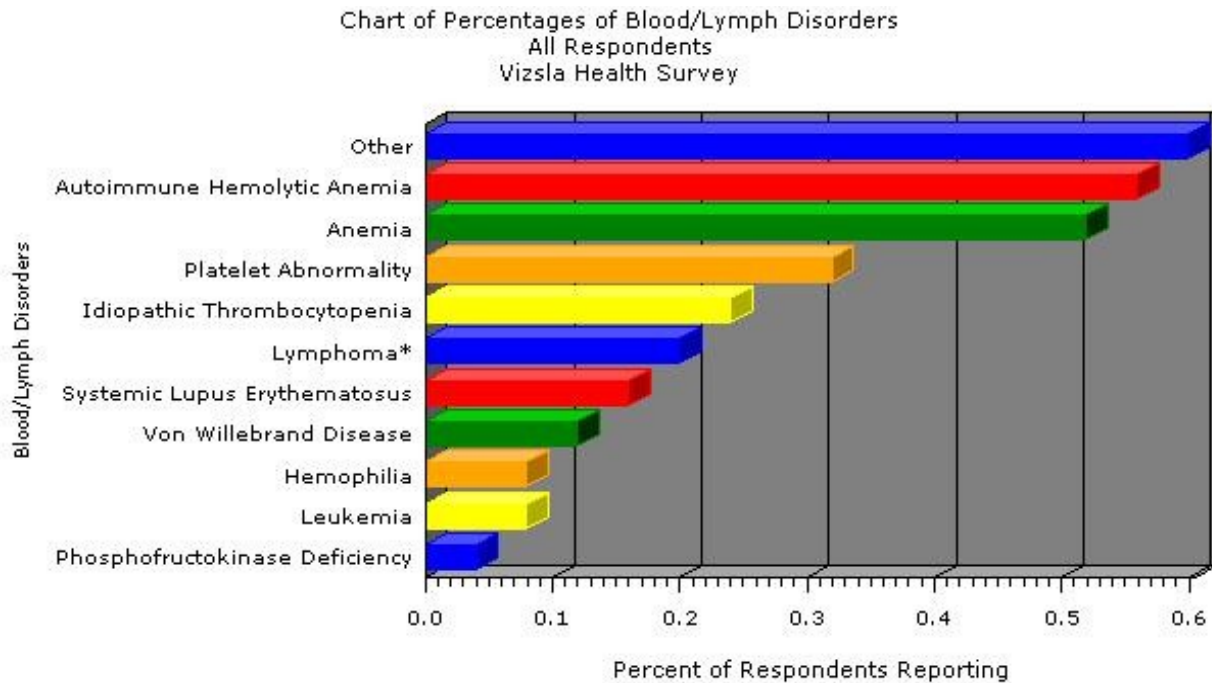
Hernias	Frequency/ Percentage
Umbilical	76 (3.03%)
Inguinal	5 (0.20%)
Other	1 (0.04%)

Descriptive Statistics of Hernias Age of Diagnosis or Onset

Hernias	N	Mean	Standard/ Deviation
Umbilical Age	75	0.15	0.08
Inguinal Age	5	2.70	5.21
Other Age	1	1.00	

3.18) Blood Lymph Disorders

Autoimmune Hemolytic Anemia was reported by 14 (0.56%) of the Vizsla owners who responded, with a mean reported age of onset of 5.36 (S.D. 2.98) years. Anemia was reported by 13 (0.52%) of the Vizsla owners who responded, with a mean reported age of onset of 6.78 (S.D. 4.29) years. Hemophilia, leukemia, and phosphofructokinase deficiencies were reported by fewer than 0.1% of respondents.



Note: categories marked with an asterisk (“*”) indicate that this disorder was not specifically inquired about on the survey, but was added because more than one respondent reported the disorder in the “Other” category.

Vizsla Club of America Welfare Foundation 2008 Health Survey

Summary of Frequency and Percentages of Blood/Lymph Disorders

Blood/Lymph Disorders	Frequency/ Percentage
Other	15 (0.60%)
Autoimmune Hemolytic Anemia	14 (0.56%)
Anemia	13 (0.52%)
Platelet Abnormality	8 (0.32%)
Idiopathic Thrombocytopenia	6 (0.24%)
Lymphoma*	5 (0.20%)
Systemic Lupus Erythematosus	4 (0.16%)
Von Willebrand Disease	3 (0.12%)
Hemophilia	2 (0.08%)
Leukemia	2 (0.08%)
Phosphofructokinase Deficiency	1 (0.04%)

Note: categories marked with an asterisk (“*”) indicate that this disorder was not specifically inquired about on the survey, but was added because more than one respondent reported the disorder in the “Other” category.

Vizsla Club of America Welfare Foundation 2008 Health Survey

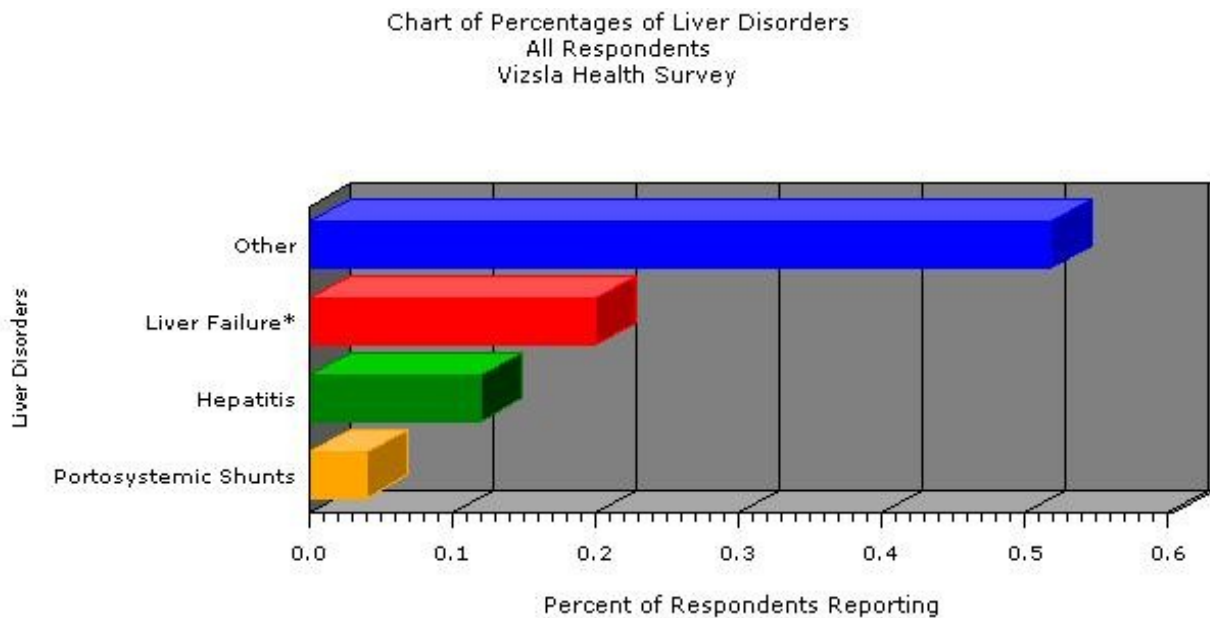
Descriptive Statistics of Blood/Lymph Disorders Age of Diagnosis or Onset

Blood/Lymph Disorders	N	Mean	Standard/ Deviation
Other Age	15	4.10	4.11
Autoimmune Hemolytic Anemia Age	14	5.36	2.98
Anemia Age	13	6.78	4.29
Platelet Abnormality Age	8	7.63	3.93
Idiopathic Thrombocytopenia Age	6	5.33	3.88
Lymphoma Age*	5	8.80	3.35
Systemic Lupus Erythematosus Age	4	7.50	3.70
Von Willebrand Disease Age	3	8.67	5.86
Hemophilia Age	2	3.06	4.15
Leukemia Age	2	4.00	1.41
Phosphofructokinase Deficiency Age	1	2.00	

Note: categories marked with an asterisk (“*”) indicate that this disorder was not specifically inquired about on the survey, but was added because more than one respondent reported the disorder in the “Other” category.

3.19) Liver Disorders

Although liver failure was not specifically asked about on the survey, five (0.2%) respondents reported that their Vizsla experienced liver failure. The average age of onset was reported as 6.2 (S.D. 4.02) years. Hepatitis was reported by three (0.12%) owners, and Portosystemic shunts by one (0.04%) respondent.



Note: categories marked with an asterisk (“*”) indicate that this disorder was not specifically inquired about on the survey, but was added because more than one respondent reported the disorder in the “Other” category.

Vizsla Club of America Welfare Foundation 2008 Health Survey

Summary of Frequency and Percentages of Liver Disorders

Liver Disorders	Frequency/ Percentage
Other	13 (0.52%)
Liver Failure*	5 (0.20%)
Hepatitis	3 (0.12%)
Portosystemic Shunts	1 (0.04%)

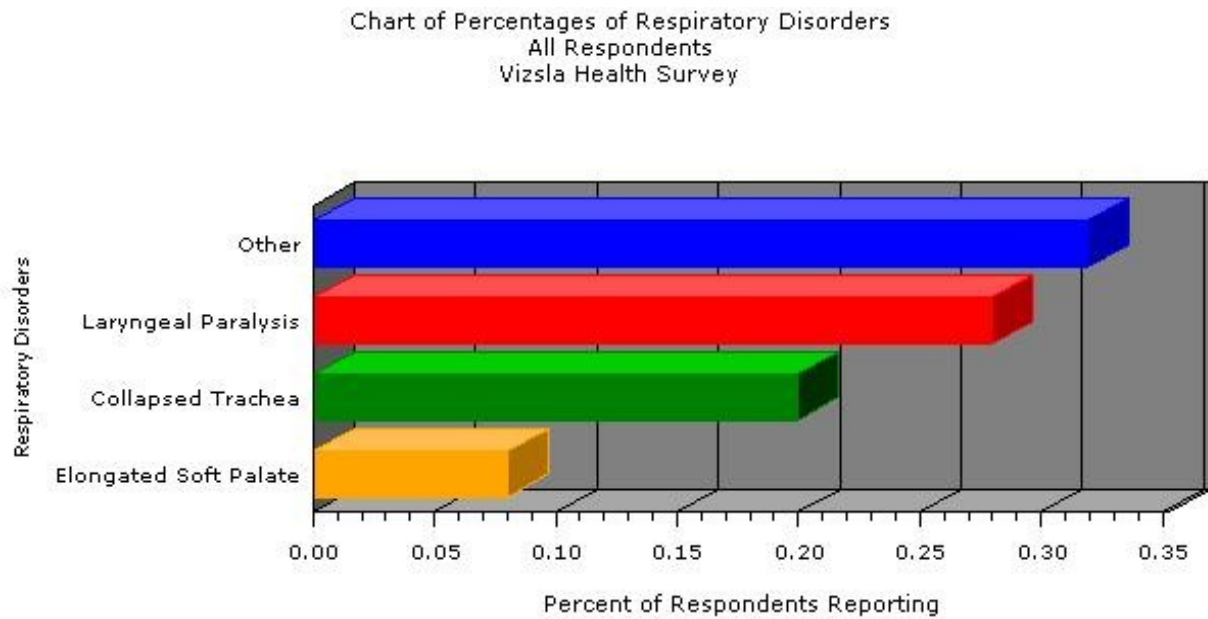
Descriptive Statistics of Liver Disorders Age of Diagnosis or Onset

Liver Disorders	N	Mean	Standard/ Deviation
Other Age	13	8.38	4.21
Liver Failure Age*	5	6.20	4.02
Hepatitis Age	3	5.33	3.79
Portosystemic Shunts Age	1	8.00	

Note: categories marked with an asterisk (“*”) indicate that this disorder was not specifically inquired about on the survey, but was added because more than one respondent reported the disorder in the “Other” category.

3.20) Respiratory Disorders

Laryngeal Paralysis was reported by seven (0.28%) Vizsla owners who responded. The average age of onset was reported as 11.0 (S.D. 1.15) years. Collapsed trachea (n=5) and elongated soft palates (n=2) were reported by 0.2% or fewer of respondents.



Vizsla Club of America Welfare Foundation 2008 Health Survey

Summary of Frequency and Percentages of Respiratory Disorders

Respiratory Disorders	Frequency/ Percentage
Other	8 (0.32%)
Laryngeal Paralysis	7 (0.28%)
Collapsed Trachea	5 (0.20%)
Elongated Soft Palate	2 (0.08%)

Descriptive Statistics of Respiratory Disorders Age of Diagnosis or Onset

Respiratory Disorders	N	Mean	Standard/ Deviation
Other Age	8	5.89	5.22
Laryngeal Paralysis Age	7	11.00	1.15
Collapsed Trachea Age	5	4.40	4.93
Elongated Soft Palate Age	2	0.13	0.00

4.0) Statistical Comparisons and Methods

This section of the report discusses and then conducts statistical hypothesis tests. All hypotheses were formulated a priori by consultation between Lynda Ruffini, representing the Vizsla Club of America, and the West Chester Statistics Institute. The level of statistical significance was set at the usual 0.05 level for all statistical tests. Any p-value below this level will be considered statistically significant, while a p-value greater than 0.05 will indicate not enough evidence is present to claim statistical significance in the population. All tests were conducted with two-sided alternative hypotheses.

Cancer and temperament disorders are both prevalent in the Vizsla breed. There was interest in assessing if there were statistically significant differences in the incidence rates of some cancers and temperament disorders between male and female Vizlas. There was also interest in testing if the incidence rates of some specific types of cancers were significantly different in those Vizlas who have been spayed or neutered versus those who have not. In all, twelve tests were conducted. Statistical comparisons were done to test the following null hypotheses:

- 1) There is no difference in overall cancer incidence rates between male and female Vizlas.
- 2) There is no difference in overall cancer incidence rates between between Vizlas that have been spayed/neutered versus those that have not been spayed/neutered.
- 3) There is no difference in mast cell tumor incidence rates between male and female Vizlas.
- 4) There is no difference in mast cell tumor incidence rates between Vizlas that have been spayed/neutered and those that have not been spayed/neutered.
- 5) There is no difference in incidence rates of hemangiosarcoma between male and female Vizlas.
- 6) There is no difference in incidence rates of hemangiosarcoma between Vizlas that have been spayed/neutered versus those that have not been spayed/neutered.
- 7) There is no difference in incidence rate of lymphoma between male and female Vizlas.
- 8) There is no difference in incidence rate of lymphoma between Vizlas that have been spayed/neutered versus those that have not been spayed/neutered
- 9) There is no difference in incidence rate of overall temperament disorders between male and female Vizlas.
- 10) There is no difference in incidence rate of aggression incidence between male and female Vizlas.
- 11) There is no difference in incidence rate of gun shy incidence between male and female Vizlas.
- 12) There is no difference in incidence rate of epilepsy between male and female Vizlas.

Vizsla Club of America Welfare Foundation 2008 Health Survey

A Pearson chi-square test was used to test all of the hypotheses above. For each test, the expected value in each cell based on the row and column totals was greater than five, so the asymptotic methodology of this test can be considered valid.

The survey did not include a 'yes' or 'no' response question about whether the dog was spayed or neutered. It only queried the age when the dog was spayed or neutered. Therefore, to determine whether the dog was spayed or neutered, the response to the age of spaying/neutering was used. If the age was filled in, this dog was considered to have been spayed or neutered. If the age was blank, the dog was considered to not have been spayed or neutered.

Specifically for the tests relating to cancer incidence, if a respondent answered 'yes' in the cancer "Other" category, but the text in the other category indicated that the disorder was a non-cancerous type of tumor, or if there was no reference to a specific type of cancer, the data was excluded from the analysis. Also, the category of "Lipoma (Fatty Tumor/Growth)" was excluded from the cancer analysis because these types of tumors are non-cancerous.

Each table below displays all intersections groups being compared with outcome status, referred to as 'groups'. They display the frequency and the percentage for each of the four possible groups. The first row will contain the frequency of those that had the disorder and those that did not have the disorder for the first group considered. The second row will contain the percentage of those that had the disorder and those that did not have the disorder for that same group. The third and fourth rows will display similar information for the second group. For example, in the table associated with hypothesis #1, comparing the incidence rates of cancer between males and females, the first row contains the frequency of females who had cancer, and the frequency of females that did not have cancer. The second row contains the percentage of females who had cancer, and the percentage of females that did not have cancer. The third row contains the frequency of males who had cancer, and the frequency of males that did not have cancer. The fourth row contains the percentage of males who had cancer, and the percentage of males that did not have cancer. In addition, the top row of each table will have two additional columns populated. These columns display the resulting chi-square test statistic and corresponding p-value. If the p-value is less than the specified 0.05 level of significance it will be marked with an asterisk ("*"), indicating statistical significance.

4.1) Hypothesis 1: Statistical Comparison of Cancer Overall between Males versus Females

Based on the data collected in the survey, female Vizslas tended to have a slightly higher incidence of cancer than male Vizslas: 23.75% to 21.35%. This difference is not statistically significant (chi-square=2.0454, p-value=0.1527).

Chi-Square Results for Cancer Overall between Males and Females

		Cancer		Chi-Square	P-value
		Yes	No		
Female	n	323	1037	2.0454	0.1527
	Percent	23.75	76.25		
Male	n	244	899		
	Percent	21.35	78.65		

4.2) Hypothesis 2: Statistical Comparison of Cancer Overall between Spayed/Neutered versus Not Spayed/Neutered

Based on the data collected in the survey, Vizslas that were spayed or neutered tended to have a much greater incidence of cancer than Vizslas that were not spayed or neutered: 32.73% to 9.22%. This difference is highly statistically significant (chi-square=193.45, P-value<.0001).

Chi-Square Results for Cancer Overall between Spayed/Neutered vs. Not Spayed/Neutered

		Cancer		Chi-Square	P-value
		Yes	No		
Not Spayed/Neutered	n	99	975	193.4512	<.0001*
	Percent	9.22	90.78		
Spayed/Neutered	n	468	962		
	Percent	32.73	67.27		

4.3) Hypothesis 3: Statistical Comparison of Mast Cell Tumors between Males versus Females

Based on the data collected in the survey, female Vizslas tended to have a slightly higher incidence rate of mast cell tumors than male Vizslas: 6.54% to 5.16%. This difference is not statistically significant (chi-square=2.1478, p-value=0.1428).

Chi-Square Results for Mast Cell Tumors between Males and Females

		Mast Cell Tumors			
		Yes	No	Chi-Square	P-value
Female	n	89	1271	2.1478	0.1428
	Percent	6.54	93.46		
Male	n	59	1085		
	Percent	5.16	94.84		

4.4) Hypothesis 4: Statistical Comparison of Mast Cell Tumors between Spayed/Neutered versus Not Spayed/Neutered

Based on the data collected in the survey, Vizslas that were spayed or neutered tended to have a higher incidence rates of mast cell tumors versus Vizslas that were not spayed or neutered - 8.46% to 2.51%. This difference is highly statistically significant (chi-square=38.95, p-value<.0001).

Chi-Square Results for Mast Cell Tumors between Spayed/Neutered vs. Not Spayed/Neutered

Vizsla Club of America Welfare Foundation 2008 Health Survey

		Mast Cell Tumors			
		Yes	No	Chi-Square	P-value
Not Spayed/Neutered	n	27	1047	38.9469	<.0001*
	Percent	2.51	97.49		
Spayed/Neutered	n	121	1310		
	Percent	8.46	91.54		

4.5) Hypothesis 5: Statistical Comparison of Hemangiosarcoma between Males versus Females

Based on the data collected in the survey, female Vizslas tended to have a slightly higher incidence rate of hemangiosarcoma than male Vizslas: 3.16% to 2.62%. This difference is not statistically significant (chi-square=0.6384, p-value=0.4243).

Chi-Square Results for Hemangiosarcoma between Males and Females

		Hemangiosarcoma			
		Yes	No	Chi-Square	P-value
Female	n	43	1317	0.6384	0.4243
	Percent	3.16	96.84		
Male	n	30	1114		
	Percent	2.62	97.38		

4.6) Hypothesis 6: Statistical Comparison of Hemangiosarcoma between Spayed/Neutered versus Not Spayed/Neutered

Based on the data collected in the survey, Vizslas that were spayed or neutered tended to have a higher incidence of hemangiosarcoma than Vizslas that were not spayed or neutered, 4.12% as

Vizsla Club of America Welfare Foundation 2008 Health Survey

compare to 1.3%. This difference is highly statistically significant (chi-square=17.23, p-value<.0001).

Chi-Square Results for Hemangiosarcoma between Spayed/Neutered vs. Not Spayed/Neutered

		Hemangiosarcoma		Chi-Square	P-value
		Yes	No		
Not Spayed/Neutered	n	14	1060	17.2314	<.0001*
	Percent	1.30	98.70		
Spayed/Neutered	n	59	1372		
	Percent	4.12	95.88		

4.7) Hypothesis 7: Statistical Comparison of Lymphoma between Males versus Females

Based on the data collected in the survey, female and male Vizsla had the same incidence rate of lymphoma (1.84%). Thus, this test yields results that are not statistically significant (chi-square=0.00, p-value=0.9962).

Chi-Square Results for Lymphoma between Males and Females

		Lymphoma		Chi-Square	P-value
		Yes	No		
Female	n	25	1335	0.0000	0.9962
	Percent	1.84	98.16		
Male	n	21	1123		
	Percent	1.84	98.16		

4.8) Hypothesis 8: Statistical Comparison of Lymphoma between Spayed/Neutered versus Not Spayed/Neutered

Based on the data collected in the survey, Vizslas that were spayed or neutered tended to have a higher incidence rate of lymphoma than Vizslas that were not spayed or neutered, 2.73% to 0.65%. This difference is highly statistically significant (chi-square=14.63, p-value=0.0001).

Chi-Square Results for Lymphoma between Spayed/Neutered vs. Not Spayed/Neutered

		Lymphoma		Chi-Square	P-value
		Yes	No		
Not Spayed/Neutered	n	7	1067	14.6289	0.0001*
	Percent	0.65	99.35		
Spayed/Neutered	n	39	1392		
	Percent	2.73	97.27		

4.9) Hypothesis 9: Statistical Comparison of Temperament Disorders as a whole between Males versus Females

Based on the data collected in the survey, male Vizslas have a slightly higher percentage of temperament disorders than female Vizslas, 26.14% to 25.66%. This difference is not statistically significant (chi-square=0.0729, p-value=0.7871).

Chi-Square Results for Temperament as a Whole between Males and Females

		Temperament as a Whole			
		Yes	No	Chi-Square	P-value
Female	n	349	1011	0.0729	0.7871
	Percent	25.66	74.34		
Male	n	299	845		
	Percent	26.14	73.86		

4.10) Hypothesis 10: Statistical Comparison of Aggression between Males versus Females

Based on the data collected in the survey the male Vizslas have a higher percentage of aggression than female Vizslas: 3.76% to 1.32%. This difference is highly statistically significant (chi-square=15.4969, p-value<.0001).

Chi-Square Results for Aggression between Males and Females

		Aggression			
		Yes	No	Chi-Square	P-value
Female	n	18	1342	15.4969	<.0001*
	Percent	1.32	98.68		
Male	n	43	1101		
	Percent	3.76	96.24		

4.11) Hypothesis 11: Statistical Comparison of Gun Shyness between Males versus Females

Based on the data collected in the survey, female Vizslas have a slightly higher percentage of Gun Shyness than male Vizslas, 4.56% to 3.85%. This difference is not statistically significant (chi-square=0.7781, p-value=.3777).

Chi-Square Results for Gun Shy between Males and Females

		Gun Shy			
		Yes	No	Chi-Square	P-value
Female	n	62	1298	0.7781	0.3777
	Percent	4.56	95.44		
Male	n	44	1100		
	Percent	3.85	96.15		

4.12) Hypothesis 12: Statistical Comparison of Epilepsy between Males versus Females

Based on the data collected in the survey, male Vizslas have a higher percentage of epilepsy than female Vizslas, 4.28% to 2.06%. This difference is highly statistically significant (chi-square=10.31, p-value=.0013).

Chi-Square Results for Epilepsy between Males and Females

		Epilepsy			
		Yes	No	Chi-Square	P-value
Female	n	28	1332	10.3107	0.0013*
	Percent	2.06	97.94		
Male	n	49	1095		
	Percent	4.28	95.72		

4.13) Summary of Statistical Comparisons

Female Vizslas tended to have slightly higher incidence rates of cancers overall, mast cell tumors, and hemangiosarcoma. These differences, however, were not found to be statistically significant. The incidence rates of lymphoma for males and females were found to be equal at 1.84%.

Male Vizslas tended to have a slightly higher incidence rate of temperament disorders, while female Vizsla had a slightly higher rate of gun shyness. Neither of these differences were statistically significant. The data did reveal, however, that male Vizslas were 2.85 times more likely to be reported aggressive than female Vizslas. This difference was highly statistically significant ($p\text{-value} < 0.0001$).

The comparison of incidence rates of epilepsy from the survey revealed that male Vizslas were 2.08 times more likely to have epilepsy than female Vizslas. This difference was highly statistically significant ($p\text{-value} = 0.0013$).

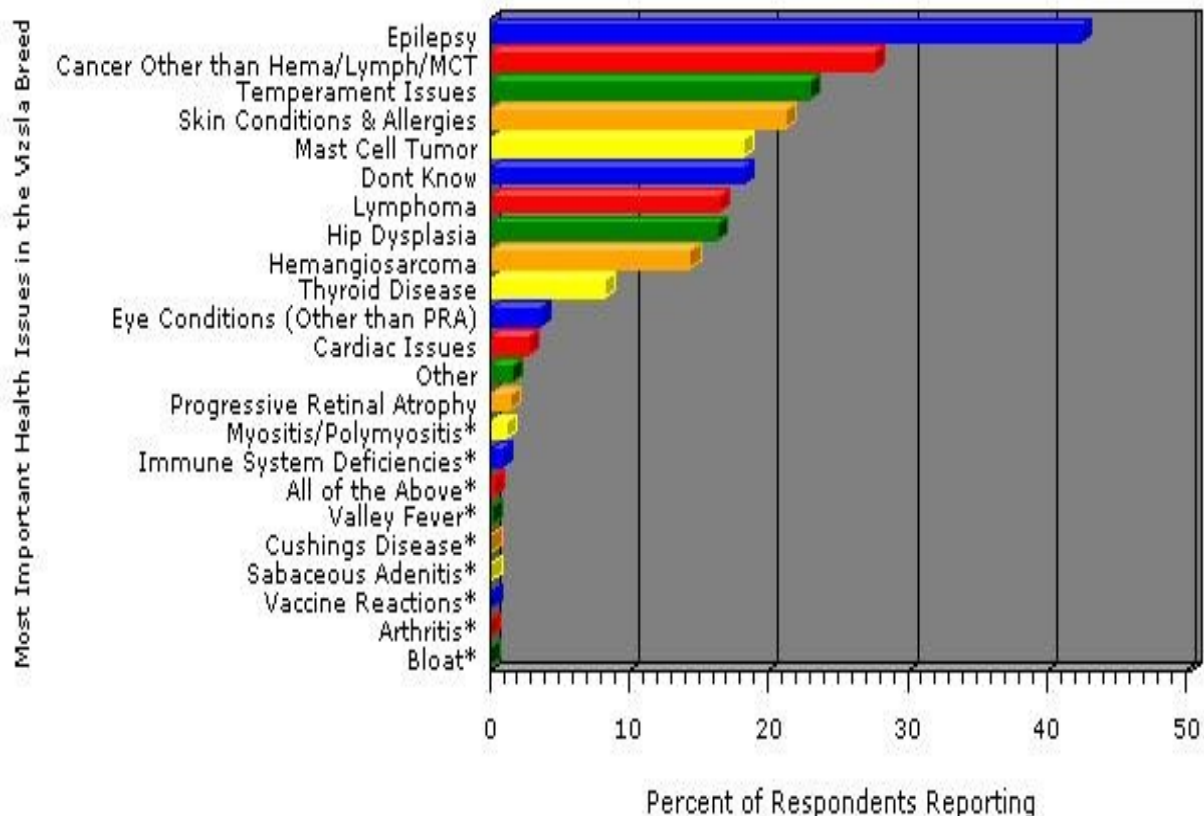
The comparison of incidence rates of cancer overall, mast cell tumors, hemangiosarcoma, and lymphoma from the survey data revealed statistically significant higher rates of each for Vizslas that were spayed or neutered compared to those who were not spayed or neutered. P-values for each of these tests were equal to or less than 0.0001. Spayed or neutered Vizslas were 3.55 times more likely to have some form of cancer than Vizslas who were not. Likewise, Spayed or neutered Vizslas were 3.37 times more likely to have mast cell tumors, 3.17 times more likely to have hemangiosarcoma, and, 4.2 times more likely to have lymphoma, than Vizslas who were not.

5.0) Additional Vizsla and Survey Information

5.1) Opinion on the Most Important Vizsla Health Issues

The respondents were asked to identify one to three health issues that they felt were the most important for the Vizsla breed. Respondents identified epilepsy as the most important issue, with 42.51% of surveys including epilepsy as one of the choices. Cancer (other than hemangiosarcoma, lymphoma, or mast cell tumors) was indicated as a choice on 27.66% of surveys. Temperament issues, and skin conditions and allergies also were indicated by more than 20% of respondents, 22.99% and 21.2%, respectively. Issues that were specifically asked about that were indicated on fewer than 3% of the surveys were progressive retinal atrophy and cardiac issues, indicated on only 1.48% and 2.75% of surveys, respectively.

Chart of Percentages of Most Important Health Issues in the Vizsla Breed
All Respondents
Vizsla Health Survey



Vizsla Club of America Welfare Foundation 2008 Health Survey

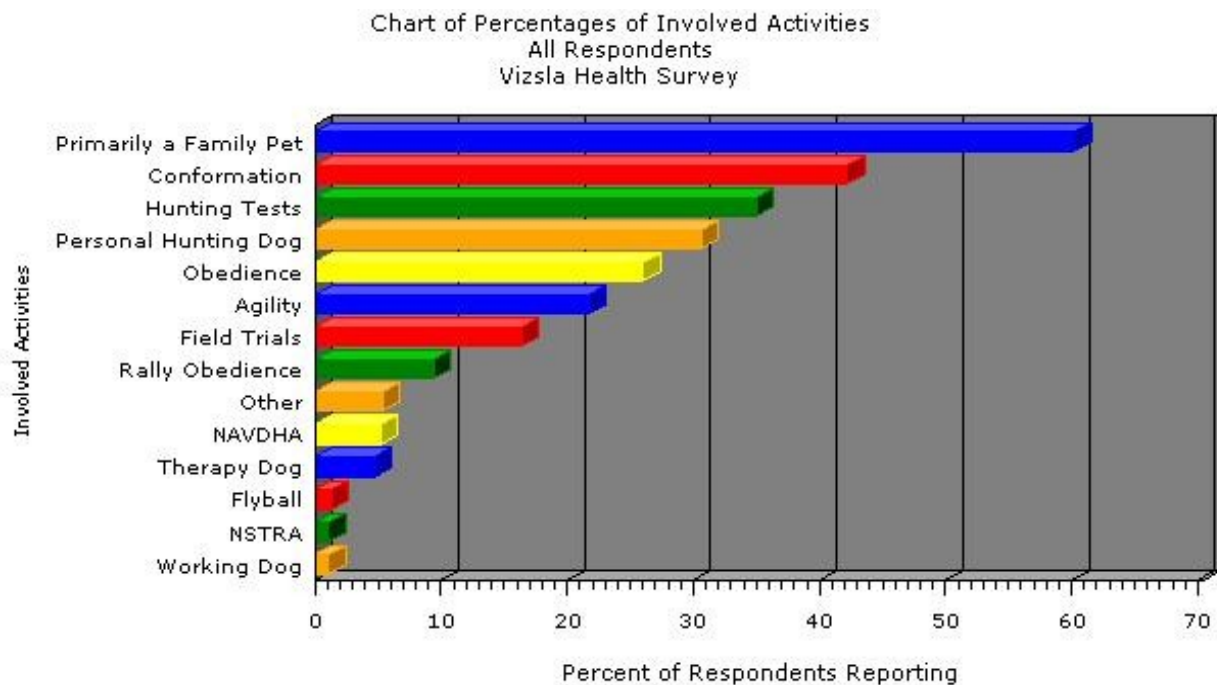
Summary of Frequency and Percentages of Most Important Health Issues in the Vizsla Breed

Most Important Health Issues in the Vizsla Breed	Frequency/Percentage
Epilepsy	1065 (42.51%)
Cancer Other than Hema/Lymph/MCT	693 (27.66%)
Temperament Issues	576 (22.99%)
Skin Conditions & Allergies	531 (21.20%)
Mast Cell Tumor	458 (18.28%)
Dont Know	457 (18.24%)
Lymphoma	414 (16.53%)
Hip Dysplasia	411 (16.41%)
Hemangiosarcoma	361 (14.41%)
Thyroid Disease	208 (8.30%)
Eye Conditions (Other than PRA)	91 (3.63%)
Cardiac Issues	69 (2.75%)
Other	42 (1.68%)
Progressive Retinal Atrophy	37 (1.48%)
Myositis/Polymyositis*	29 (1.16%)
Immune System Deficiencies*	22 (0.88%)
All of the Above*	10 (0.40%)
Valley Fever*	4 (0.16%)
Cushings Disease*	3 (0.12%)
Sabaceous Adenitis*	3 (0.12%)
Vaccine Reactions*	3 (0.12%)
Arthritis*	2 (0.08%)
Bloat*	2 (0.08%)

Note: categories marked with an asterisk (“*”) indicate that this disorder was not specifically inquired about on the survey, but was added because more than one respondent reported the disorder in the “Other” category.

5.2) Activities

The respondents were asked to identify all activities in which their Vizsla was involved. The respondents were able to check all activities that applied. Respondents indicated that the primary activity of the Vizsla breed is being a family pet, with 60.16% of the surveys including this choice. Conformation was included as an activity on 42.24% of surveys, while hunting tests was include in 34.97%. Personal hunting dog was included on 30.66% of surveys as a choice. Fewer than 2% of respondents included NSTRA and working dogs as a choice.



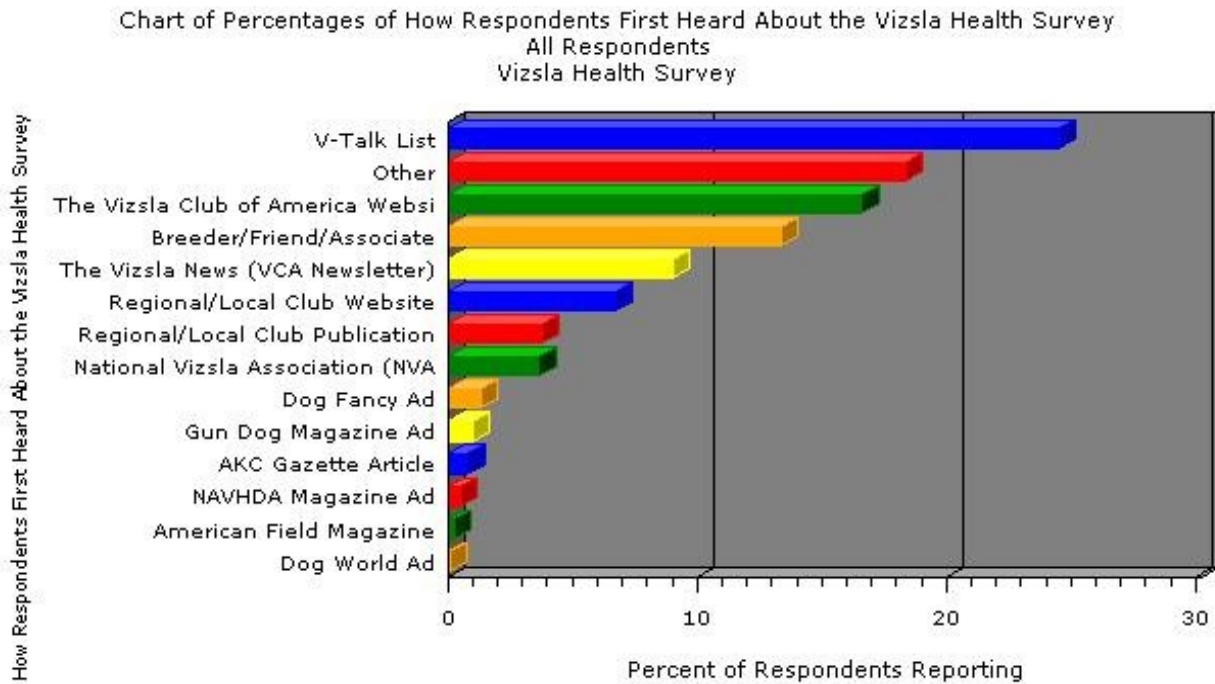
Vizsla Club of America Welfare Foundation 2008 Health Survey

Summary of Frequency and Percentages of Involved Activities

Involved Activities	Frequency/ Percentage
Primarily a Family Pet	1507 (60.16%)
Conformation	1058 (42.24%)
Hunting Tests	876 (34.97%)
Personal Hunting Dog	768 (30.66%)
Obedience	651 (25.99%)
Agility	544 (21.72%)
Field Trials	409 (16.33%)
Rally Obedience	236 (9.42%)
Other	133 (5.31%)
NAVDHA	130 (5.19%)
Therapy Dog	119 (4.75%)
Flyball	33 (1.32%)
NSTRA	27 (1.08%)
Working Dog	27 (1.08%)

5.3) How Respondents First Heard About the Vizsla Health Survey

The respondents were asked to identify how they first heard about the Vizsla Health Survey. The most common answer (24.53% of respondents) specified the V-Talk List. The Vizsla Club of America Website was the second most common response, with 16.61% hearing about the survey there first. Respondents heard first through a breeder, friend, or associate 13.36% of the time. Fewer than 1% of respondents heard first about the survey through a Gun Dog Magazine Ad, an AKC Gazette Article, a NAVHDA Magazine ad, an American Field Magazine, and Dog World ad.



Vizsla Club of America Welfare Foundation 2008 Health Survey

Summary of Frequency and Percentages of How Respondents First Heard About the Vizsla Health Survey

How Respondents First Heard About the Vizsla Health Survey	Frequency/Percentage
V-Talk List	595 (24.53%)
Other	446 (18.38%)
The Vizsla Club of America Website	403 (16.61%)
Breeder/Friend/Associate	324 (13.36%)
The Vizsla News (VCA Newsletter)	219 (9.03%)
Regional/Local Club Website	163 (6.72%)
Regional/Local Club Publication	92 (3.79%)
National Vizsla Association (NVA) Newsletter or We	89 (3.67%)
Dog Fancy Ad	32 (1.32%)
Gun Dog Magazine Ad	24 (0.99%)
AKC Gazette Article	19 (0.78%)
NAVHDA Magazine Ad	12 (0.49%)
American Field Magazine	6 (0.25%)
Dog World Ad	2 (0.08%)

6.0) Appendix 1 – Other Text Listings

Within each category of disorders on the survey an “Other” open-ended response was available to insure that any disorder not listed would still be captured in this survey. The tables below summarize all of the responses entered. All responses are displayed below as entered in the survey; thus, misspellings and unrecognized words appear as they did in the actual responses.

6.1) Listing of Blood/Lymph Disorders Other Text

Listing 01
Listing of Blood/Lymph Disorders Other Text

Blood/Lymph Disorders Other Text
TWO RESPONSES OF: Lymphoma
ONE RESPONSE OF: Auto-immune system; immune-mediated response to foreign substance
ONE RESPONSE OF: Easton
ONE RESPONSE OF: Hypoalbuminemie
ONE RESPONSE OF: Idiopathic pancytopenia
ONE RESPONSE OF: Liver Shunts (not sure)
ONE RESPONSE OF: Lymphangiectasia
ONE RESPONSE OF: Neospora
ONE RESPONSE OF: Reactive Lymph node
ONE RESPONSE OF: Related to hemangiosarcoma
ONE RESPONSE OF: Thrombocytopenia
ONE RESPONSE OF: abdominal aneurysm, reason unkown
ONE RESPONSE OF: blood other
ONE RESPONSE OF: heat induced DIC from coursing jack rabbits like a whippet in August; full recovery
ONE RESPONSE OF: high white blood cell count unknown origin, comes and goes have ruled out many diseases but not pinpointed problem
ONE RESPONSE OF: hypoglycemia in hunting dogs, thought was epilepsy but wasn't
ONE RESPONSE OF: hystocitic sarcoma

Vizsla Club of America Welfare Foundation 2008 Health Survey

Blood/Lymph Disorders Other Text
ONE RESPONSE OF: idopathic Seizures
ONE RESPONSE OF: just before she died
ONE RESPONSE OF: secondary to malignant histiocytosis
ONE RESPONSE OF: very high blood pressure

6.2) Listing of Cancer/Tumors Other Text

Listing 02
Listing of Cancer/Tumors Other Text

Cancer/Tumors Other Text
THIRTEEN RESPONSES OF: Histiocytoma/Histiocytosis
SEVEN RESPONSES OF: Lung Cancer
SEVEN RESPONSES OF: Unknown Type
FIVE RESPONSES OF: Lipoma
FIVE RESPONSES OF: Pituitary Cancer
FIVE RESPONSES OF: Prostate Cancer
THREE RESPONSES OF: Hemangiosarcoma
THREE RESPONSES OF: Melanoma
TWO RESPONSES OF: Bladder Cancer
TWO RESPONSES OF: Heart Cancer
TWO RESPONSES OF: Liver Cancer
TWO RESPONSES OF: Mast Cell Tumor
ONE RESPONSE OF: Also non cancerous lumps that later turned. they were deemed ok in biopsys then came back
ONE RESPONSE OF: Benign tumor on gum-removed
ONE RESPONSE OF: Cancer in ear, unspecified. Resulted in complete removal of ear canal
ONE RESPONSE OF: Colon Cancer
ONE RESPONSE OF: Didn' tell us what cancer exactly
ONE RESPONSE OF: Dominique
ONE RESPONSE OF: Epdermal inclusion cyst
ONE RESPONSE OF: Euthanized-Suspected Nerve Sheath cancer
ONE RESPONSE OF: Growth over right eyebrwon, no pathology done
ONE RESPONSE OF: Hematoma on his side
ONE RESPONSE OF: Hepatoid Gland Carcinoma

Vizsla Club of America Welfare Foundation 2008 Health Survey

Cancer/Tumors Other Text
ONE RESPONSE OF: Juvenile Wart
ONE RESPONSE OF: Leiomyosarcoma
ONE RESPONSE OF: Never classified the tumor that restricted breathing
ONE RESPONSE OF: Non-malignant bump/tumor on ear needing surgical removal (not sure if it is technically considered a tumor)
ONE RESPONSE OF: Not differentiated
ONE RESPONSE OF: Pilomatrixoma, Melanocytoma (benign " some mitotic activity)
ONE RESPONSE OF: Possibly Pituitary tumor
ONE RESPONSE OF: Rhabdomyosarcoma
ONE RESPONSE OF: Several non-cancerous-don't recall type
ONE RESPONSE OF: She was 11yrs and 10 months when she passed away/ also had a implanted ID chip.
ONE RESPONSE OF: Spindle Cell Tumor
ONE RESPONSE OF: Superficial tumor removed edge of ear
ONE RESPONSE OF: Testicular tumor - not sure if cancer
ONE RESPONSE OF: Tumors haven't been tested yet
ONE RESPONSE OF: Vet not certain, but xrays showed mass at back of neck, top of spine
ONE RESPONSE OF: adrenal tumor
ONE RESPONSE OF: at 3 years of age she had a fistula removed that might or might have been precancerous. Ran from mid of sternum to diaphragm. May have been from inhaler
ONE RESPONSE OF: benign tumor leaks bloody fluids
ONE RESPONSE OF: blood vessel tumor-toe (cancerous)
ONE RESPONSE OF: bumps on nose. called histiocytoma by vet. non-cancerous
ONE RESPONSE OF: button tumor
ONE RESPONSE OF: chondrosarcoma
ONE RESPONSE OF: cutaneous hemangioma
ONE RESPONSE OF: developed due to bacteria growth from an accident in a wooded area
ONE RESPONSE OF: diagnosed prior to death, until 1 week previously a healthy dog . computer will not accept date of onset and age of death as same
ONE RESPONSE OF: epulis tumor in gums

Vizsla Club of America Welfare Foundation 2008 Health Survey

Cancer/Tumors Other Text
ONE RESPONSE OF: fibrous
ONE RESPONSE OF: follicular cysts
ONE RESPONSE OF: hemangiopericytoma
ONE RESPONSE OF: hystocitic sarcoma
ONE RESPONSE OF: leiomyosarcoma
ONE RESPONSE OF: mass pressing on optic nerve
ONE RESPONSE OF: pilomatrixoma (benign)
ONE RESPONSE OF: recoured at 9 years old
ONE RESPONSE OF: rhabdomyosarcoma
ONE RESPONSE OF: ribcage tumor cancer
ONE RESPONSE OF: soft tissue sarcoma
ONE RESPONSE OF: spindle cell tumor
ONE RESPONSE OF: spindle cells present in needle biopsy
ONE RESPONSE OF: stomach cancer
ONE RESPONSE OF: the non malignant ones that pop up on the ears and face
ONE RESPONSE OF: trichoblastoma
ONE RESPONSE OF: trichoepithelioma
ONE RESPONSE OF: two pathology reports..one was mesothelioma and the other was a similar soft tissue cancer
ONE RESPONSE OF: very small skin tags on her chest area
ONE RESPONSE OF: wide spread

6.3) Listing of Cardiac Disorders Other Text

Listing 03
Listing of Cardiac Disorders Other Text

Cardiac Disorders Other Text
ONE RESPONSE OF: "Normal" Sinus Arrhythmia
ONE RESPONSE OF: 2 bad valves and a whole between the chambers of the heart
ONE RESPONSE OF: Died of heart attack at age of 5 years; no symptoms before then
ONE RESPONSE OF: Heart_Murmur
ONE RESPONSE OF: Keanu
ONE RESPONSE OF: brought on by tumor
ONE RESPONSE OF: enlarged heart
ONE RESPONSE OF: had reaction to anesthesia when being spayed. PVC's
ONE RESPONSE OF: not sure-cough on exertion, can't ID
ONE RESPONSE OF: pericardial effusion
ONE RESPONSE OF: we were unaware of any heart problems until her sudden death when a necropsy revealed scarring on the heart.
ONE RESPONSE OF: would get "wobbly" if running for long periods when outside temps were over 85

6.4) Listing of Dental Disorders Other Text

Listing 04 Listing of Dental Disorders Other Text

Dental Disorders Other Text
THIRTEEN RESPONSES OF: Dental Breaks/Fractures
ELEVEN RESPONSES OF: Retained first teeth causing issues
EIGHT RESPONSES OF: Dental alignment issues
SEVEN RESPONSES OF: Dental Excessive Plaque/Tartar
TWO RESPONSES OF: Gum Disease
ONE RESPONSE OF: Brooks
ONE RESPONSE OF: Enamel missing from back teeth
ONE RESPONSE OF: Epulis
ONE RESPONSE OF: HORMONE INDUCED CHRONIC SEVER GINGIVITIS
ONE RESPONSE OF: One top tooth behind bottom tooth
ONE RESPONSE OF: Oral Cancer
ONE RESPONSE OF: TWO CAVITIES
ONE RESPONSE OF: Two crooked incisors
ONE RESPONSE OF: bad teeth from distemper
ONE RESPONSE OF: deformed molar due to illness as a puppy
ONE RESPONSE OF: enamel hypoplasia
ONE RESPONSE OF: jaw bone loss at 5 years old
ONE RESPONSE OF: lost one little tooth upper side
ONE RESPONSE OF: lower left P4
ONE RESPONSE OF: missing enamel on several teeth
ONE RESPONSE OF: missing one P-1
ONE RESPONSE OF: rescued at 2; her teeth are badly stained; stains can't be removed through dental cleaning
ONE RESPONSE OF: teeth rotting in back

6.5) Listing of Ear Disorders Other Text

Listing 05 Listing of Ear Disorders Other Text

Ear Disorders Other Text
EIGHTEEN RESPONSES OF: Ear Infection
TWO RESPONSES OF: Hearing loss
ONE RESPONSE OF: Anthony
ONE RESPONSE OF: Cancer/Rapid tumor growth in ear canal
ONE RESPONSE OF: Continual buildup of brownish material in ear
ONE RESPONSE OF: Excessive wax buildup
ONE RESPONSE OF: Rare strain of yeast
ONE RESPONSE OF: caused by water
ONE RESPONSE OF: cleared with vegetarian diet
ONE RESPONSE OF: could hear but hearing loss
ONE RESPONSE OF: debris in ear that had to be removed
ONE RESPONSE OF: ear was torn off in accident
ONE RESPONSE OF: eyeothersutff
ONE RESPONSE OF: had total ear amblation on left ear, dog only has 3 legs and would contantly get water in that ear
ONE RESPONSE OF: mites and dryness (scratches when no apparent wax/mites/debris)
ONE RESPONSE OF: narrow ear canals and lots blaxk waxy buildup
ONE RESPONSE OF: never diagonsed, but always a problem
ONE RESPONSE OF: warts on the ear flap

6.6) Listing of Endocrine Disorders Other Text

Listing 06 Listing of Endocrine Disorders Other Text

Endocrine Disorders Other Text
FIVE RESPONSES OF: Idiopathic Hypothyroid Disease
THREE RESPONSES OF: Pancreatitis
TWO RESPONSES OF: Insulinoma
ONE RESPONSE OF: Colton
ONE RESPONSE OF: Diabetes
ONE RESPONSE OF: Dwarfism was suspected as puppy was not growing appropriately and front feet and enlarged joints. Dwarfism was ruled out but dog has splaying of front
ONE RESPONSE OF: She is being treated for hypothyroidism with Standard Process Canine Thyroid Support and will be tested again soon. It is something that seems to be related
ONE RESPONSE OF: Urogenital , Mammary lumps,
ONE RESPONSE OF: cortisol/hormonal imbalance
ONE RESPONSE OF: higher than normal thyroid, but not so high as to be called hyperthyroidism
ONE RESPONSE OF: possible endocrine disorders
ONE RESPONSE OF: vet doesn't know what the problem is. She is 30lbs underweight and has not gone through heat yet. She was born in May 2007

6.7) Listing of Eye Disorders Other Text

Listing 07 Listing of Eye Disorders Other Text

Eye Disorders Other Text
FIFTEEN RESPONSES OF: Allergies affecting eyes
FIVE RESPONSES OF: Conjunctivitis
THREE RESPONSES OF: Blindness/Going Blind
ONE RESPONSE OF: "mole"/fatty tumor growing out of corner of eye
ONE RESPONSE OF: Ectopic Cilia
ONE RESPONSE OF: Episcleritis
ONE RESPONSE OF: Follikel
ONE RESPONSE OF: Intermittent eye irritation, not infection
ONE RESPONSE OF: James
ONE RESPONSE OF: Lots of eye mucus
ONE RESPONSE OF: Microphthalmia
ONE RESPONSE OF: Possibly melanosis its a spot not a growth
ONE RESPONSE OF: Sudden Acquired Retinal Degeneration Syndrome
ONE RESPONSE OF: Tear ducts too small
ONE RESPONSE OF: Uveitis, probably due to infectious disease
ONE RESPONSE OF: black "age spot" that kept growing, removed and never came back. Age 5 at onset.
ONE RESPONSE OF: blepharitis, may have had it for years
ONE RESPONSE OF: chronic eye infections
ONE RESPONSE OF: congenial punctate cartarct. Non genetic
ONE RESPONSE OF: corneal dystrophy (fat deposits)
ONE RESPONSE OF: cyst on iris, non-cancer
ONE RESPONSE OF: difficulty seeing at night starting at 9 years
ONE RESPONSE OF: due to head muscle wastage due to myositis fat pad behind eye shrunk and eyes didnt sit properly causing ulceration

Vizsla Club of America Welfare Foundation 2008 Health Survey

Eye Disorders Other Text
ONE RESPONSE OF: entropic eyelash follicle
ONE RESPONSE OF: excess mucus - cleared with vegetarian diet
ONE RESPONSE OF: eye stays dialated
ONE RESPONSE OF: eyelid skin tag - minor
ONE RESPONSE OF: eyes look slightly bloodshot
ONE RESPONSE OF: fatty deposits in eyes
ONE RESPONSE OF: lipid deposits on both corneas. Does not affect eyesight
ONE RESPONSE OF: malignant growth on eyelid
ONE RESPONSE OF: non inflammatory lipid keratopathy
ONE RESPONSE OF: periocular inflammation
ONE RESPONSE OF: possibly from injury
ONE RESPONSE OF: removal of the eye
ONE RESPONSE OF: unspecified tumor behind his eyes
ONE RESPONSE OF: watery eyes occasional

6.8) Listing of Gastrointestinal Disorders Other Text

Listing 08 Listing of Gastrointestinal Disorders Other Text

Gastrointestinal Disorders Other Text
SEVENTEEN RESPONSES OF: Vomitting/Stomach Sensitivity
EIGHT RESPONSES OF: Diarrhea
FIVE RESPONSES OF: Food Allergies
TWO RESPONSES OF: Flatulence
ONE RESPONSE OF: 2 different episodes
ONE RESPONSE OF: Anal Gland issues
ONE RESPONSE OF: Antibiotic resistant anal gland infections (anal glands were eventually removed)
ONE RESPONSE OF: Colitis
ONE RESPONSE OF: Dashawn
ONE RESPONSE OF: Functional Delayed Gastric Emptying
ONE RESPONSE OF: Gastritis
ONE RESPONSE OF: Gastro entiritis causing massive haemorrhaging
ONE RESPONSE OF: Hemorrhagic gastroenteritis
ONE RESPONSE OF: IBS
ONE RESPONSE OF: Permanently enlarged tonsils made eating very difficult, so had a tonsillectomy; still suffers bouts of hypersalivation - cause unknown
ONE RESPONSE OF: Very hard to keep weight on.
ONE RESPONSE OF: Very picky eater, very hard to put on weight
ONE RESPONSE OF: acid stomach
ONE RESPONSE OF: chronic regurgitation and bark change
ONE RESPONSE OF: intususception (sp?)
ONE RESPONSE OF: large bowel disease
ONE RESPONSE OF: picky eater

Vizsla Club of America Welfare Foundation 2008 Health Survey

Gastrointestinal Disorders Other Text

ONE RESPONSE OF: reflux

ONE RESPONSE OF: swallowed a rope toy - surgery required

6.9) Listing of Hernias Other Text

Listing 09
Listing of Hernias Other Text

Hernias Other Text
ONE RESPONSE OF: Miles
ONE RESPONSE OF: Urogenital Mammery Lumps, Other (Vet)
ONE RESPONSE OF: herniaotherstuff

6.10) Listing of Kidney/Bladder Disorders Other Text

Listing 10
Listing of Kidney/Bladder Disorders Other Text

Kidney/Bladder Disorders Other Text
FOUR RESPONSES OF: Kidney Failure
FOUR RESPONSES OF: Urinary Incontinence
FOUR RESPONSES OF: Urinary Tract Infections
TWO RESPONSES OF: Puppy Vaginitis
ONE RESPONSE OF: Chronic kidney disease due to old age
ONE RESPONSE OF: Loose bladder
ONE RESPONSE OF: Luther
ONE RESPONSE OF: Proin remedied situation
ONE RESPONSE OF: Protein Losing Nephrology
ONE RESPONSE OF: She is being treated with homeopathics. Hopefully she will not need to be on the "little pill".
ONE RESPONSE OF: Struvite Crystals
ONE RESPONSE OF: atrophied left kidney
ONE RESPONSE OF: bladder infection
ONE RESPONSE OF: crystals in urine
ONE RESPONSE OF: degenerative kidney as he aged
ONE RESPONSE OF: diabetes insipidis
ONE RESPONSE OF: dilute urine/excesssive thirst/ cause unknown?
ONE RESPONSE OF: does not have now
ONE RESPONSE OF: intra pelvic bladder
ONE RESPONSE OF: kidney disease
ONE RESPONSE OF: low specific gravity
ONE RESPONSE OF: massive Proteinuria and Hypalbuminemie; UP/C 8, immun mediated glomerulonephritis suspected (no biopsie)
ONE RESPONSE OF: note:always has had problems.

Vizsla Club of America Welfare Foundation 2008 Health Survey

Kidney/Bladder Disorders Other Text
ONE RESPONSE OF: pelvic bladder
ONE RESPONSE OF: proteinuria
ONE RESPONSE OF: renal insufficiency/heat stroke
ONE RESPONSE OF: small bladder, pees frequently
ONE RESPONSE OF: undescribed by vet-low protein diet
ONE RESPONSE OF: urinary marking (not incontinent) in her & other dog's bed (only place marked)

6.11) Listing of Liver Disorders Other Text

Listing 11
Listing of Liver Disorders Other Text

Liver Disorders Other Text
SIX RESPONSES OF: Liver Cancer
THREE RESPONSES OF: Liver Failure
ONE RESPONSE OF: ? elevated liver bloodwork
ONE RESPONSE OF: Abnormally high Alkaline Phosphatase
ONE RESPONSE OF: Devon
ONE RESPONSE OF: ENZYMES VERY OUT OF NORM
ONE RESPONSE OF: Hepatitis
ONE RESPONSE OF: High AST due to Lysodren?
ONE RESPONSE OF: High Liver enzyme count (> difficulty digesting fat, so special food)
ONE RESPONSE OF: Idiopathic non-chirrotic portal hypertension
ONE RESPONSE OF: Lymphoma
ONE RESPONSE OF: at time of illness/death
ONE RESPONSE OF: elevated alk phos
ONE RESPONSE OF: liver function is declining due to old age
ONE RESPONSE OF: not specifically diagnosed, did not want to do surgical biopsy
ONE RESPONSE OF: undiagnosed at 14 years old
ONE RESPONSE OF: was given large doses of barbiturate to combat Myositis causing liver damage

6.12) Listing of Neurological Disorders Other Text

Listing 12 Listing of Neurological/Muscular Disorders Other Text

Neurological/Muscular Disorders Other Text
FOURTEEN RESPONSES OF: Non-Chronic Seizures
SIX RESPONSES OF: Tremors/Twitches
ONE RESPONSE OF: Bicep tendonitis
ONE RESPONSE OF: Canine Alzheimers
ONE RESPONSE OF: Fibrocartilagenous embolis
ONE RESPONSE OF: Muscle wasting consistent with Myositis but tested negative for Mascatory Muscle Myositis
ONE RESPONSE OF: Pituitary Cancer
ONE RESPONSE OF: Salvador
ONE RESPONSE OF: She had a terrible accident falling down metal steps and hit her head and back. She has needed chiropractic adjustments every 3-4 weeks ever since bec
ONE RESPONSE OF: Tetanus contracted at a Field Trial after breaking two nails.
ONE RESPONSE OF: Under Weight (31#)
ONE RESPONSE OF: a result of distemper
ONE RESPONSE OF: adverse reaction to rabies vaccine
ONE RESPONSE OF: autism
ONE RESPONSE OF: fit due to exposure to pesticides
ONE RESPONSE OF: has never been fully diagnosed but has cerebal problems associated with cerebellar ataxia walks with extended front limbs, walks drunkard looking, has
ONE RESPONSE OF: herneated cervucal disc due to activity injury
ONE RESPONSE OF: myesthenia gravis
ONE RESPONSE OF: ruptured disc

6.13) Listing of Orthopedic Disorders Other Text

Listing 13 Listing of Orthopedic Disorders Other Text

Orthopedic Disorders Other Text
THREE RESPONSES OF: Arthritis
ONE RESPONSE OF: (R) rear tibial fx.
ONE RESPONSE OF: Biceps Tenosynovitis
ONE RESPONSE OF: Bilateral bicipital tenosynovitis
ONE RESPONSE OF: Compressed Lumbar Disk (trauma)
ONE RESPONSE OF: Cruciate Tears
ONE RESPONSE OF: Degenerative Joint Disease
ONE RESPONSE OF: Failed OFA hips at 3. Was there before that I'm sure.
ONE RESPONSE OF: Front leg:Ligament Partial Tear/Sprain/Strain
ONE RESPONSE OF: Groin muscle pull
ONE RESPONSE OF: Hips did not bother her till muscle loss at 9 years after she broke a foot --> lack of exercise
ONE RESPONSE OF: Major Injury (Ice) to Main Shoulder Muscle
ONE RESPONSE OF: Mustafa
ONE RESPONSE OF: Not sure if front shoulder is demonstrating signs of premature arthritis, holistic vet has not determined cause. Problem comes and goes, limping.
ONE RESPONSE OF: Occasional problems with foot
ONE RESPONSE OF: Osteo-hypertrophy
ONE RESPONSE OF: Pastern breakdown
ONE RESPONSE OF: Possible patellar luxation
ONE RESPONSE OF: SCOLIOSIS
ONE RESPONSE OF: She only had a strain for a short period and was up and running after few weeks.
ONE RESPONSE OF: Tendonitis in the Shoulders and elbow
ONE RESPONSE OF: Testing was done by MSU veterinary school of medicine.

Vizsla Club of America Welfare Foundation 2008 Health Survey

Orthopedic Disorders Other Text
ONE RESPONSE OF: To rule out dwarfism Testing was done by MSU veterinary school of medicine. Was determined to be the Runt of the litter in layman's terms.
ONE RESPONSE OF: Torn Biceps tendons
ONE RESPONSE OF: Undiagnosed shoulder injury recurred until death
ONE RESPONSE OF: calcified tissue from hairline fracture 1 rear leg
ONE RESPONSE OF: congenital band R front foot
ONE RESPONSE OF: deformed foot
ONE RESPONSE OF: deformed foreleg
ONE RESPONSE OF: deformed head one one side but not cranial muscular atrophy - believe it's congenital
ONE RESPONSE OF: head is very large like hound looking eyes are sunken like blood hound, as he has not been fully diagnosed i cannot comment on the technical problems
ONE RESPONSE OF: injured flexor tendon- repaired
ONE RESPONSE OF: multiple cartilaginous exostosis
ONE RESPONSE OF: slight rib deformity
ONE RESPONSE OF: spine degeneration
ONE RESPONSE OF: this might be what she has (see note on previous category. It could be the disc that moves and causes the muscle spasms... not sure where to put this
ONE RESPONSE OF: torn tibia from growth plate r r leg, Pinned
ONE RESPONSE OF: total hip replacement at 1 yr
ONE RESPONSE OF: undeveloped front leg
ONE RESPONSE OF: valgus malalignment front
ONE RESPONSE OF: very loose splayed feet
ONE RESPONSE OF: was 31 pounds, when purchased

6.14) Listing of Reproductive Disorders Other Text

Listing 14 Listing of Reproductive Disorders Other Text

Reproductive Disorders Other Text
FOUR RESPONSES OF: Cryptochid/Monorchid
THREE RESPONSES OF: Ovarian Cyst
TWO RESPONSES OF: Irregular Heat
TWO RESPONSES OF: Prolapsed Uterus
ONE RESPONSE OF: 1 incidence only
ONE RESPONSE OF: 3 yrs old before 1st heat
ONE RESPONSE OF: Abnormal Sperm
ONE RESPONSE OF: Clogged ducts twice because she did not nurse evenly. Very high fevers with this, but no after affects noticed.
ONE RESPONSE OF: Genital Infection
ONE RESPONSE OF: Kolton
ONE RESPONSE OF: Left ovarian ligment was too short and the entire ovary was tucked under her kidney. This caused problems with normal gaiting. She trots better now
ONE RESPONSE OF: Litter Resorption
ONE RESPONSE OF: Lost all but one of second litter - infection
ONE RESPONSE OF: Mastitis occurred during weaning.
ONE RESPONSE OF: Mycoplasma
ONE RESPONSE OF: Testicular Hyperplasia
ONE RESPONSE OF: This female was adopted 1 year ago and has had 3 vaginal infections in one year.
ONE RESPONSE OF: abnormal ovary
ONE RESPONSE OF: amenorhia
ONE RESPONSE OF: born with an inverted vulva; self-correcting after 1st heat
ONE RESPONSE OF: emergency C-section followed by spaying
ONE RESPONSE OF: in 2nd litter, lost three puppies before 1yo; 2 puppies died at 12 & 13wks respectively from acute myocarditis; the 3rd died at 11mos from chronic liv

Vizsla Club of America Welfare Foundation 2008 Health Survey

Reproductive Disorders Other Text
ONE RESPONSE OF: mucal metria
ONE RESPONSE OF: singleton birth
ONE RESPONSE OF: split season
ONE RESPONSE OF: surgury to assit penis from getting stuck out
ONE RESPONSE OF: two ovaries, both were malformed
ONE RESPONSE OF: ultrasound at 35 days showed 11 fetuses, had 7 normal pups, assume the others were reabsorbed.
ONE RESPONSE OF: unknown type of tumor in one mammary. Removed at time of spay
ONE RESPONSE OF: very heavy discharge during heat cycles
ONE RESPONSE OF: very small litter sizes

6.15) Listing of Respiratory Disorders Other Text

Listing 15
Listing of Respiratory Disorders Other Text

Respiratory Disorders Other Text
TWO RESPONSES OF: Pneumonia
ONE RESPONSE OF: Chronic Bronchitis
ONE RESPONSE OF: Kameron
ONE RESPONSE OF: Old age brought on some difficulties in hot weather.
ONE RESPONSE OF: asthma due to allergies
ONE RESPONSE OF: cold/nasal stuffiness
ONE RESPONSE OF: dry cough due to tumor pressing on trachea
ONE RESPONSE OF: persistent sinus infection

6.16) Listing of Skin Disorders Other Text

Listing 16 Listing of Skin Disorders Other Text

Skin Disorders Other Text
THIRTY FIVE RESPONSES OF: General Allergies affecting skin
EIGHT RESPONSES OF: Hives
FOUR RESPONSES OF: Alopecia (Hair Loss)
FOUR RESPONSES OF: Histiocytoma
TWO RESPONSES OF: Food Allergies affecting skin
TWO RESPONSES OF: Skin Tags
TWO RESPONSES OF: Staph Infections
ONE RESPONSE OF: "liver" spots on skin
ONE RESPONSE OF: Anal sac problems with emptying completely/infections
ONE RESPONSE OF: Atopic dermatitis 12 months
ONE RESPONSE OF: Bacterial infection/fungus
ONE RESPONSE OF: Continuous cracking/peeling of skin on nose
ONE RESPONSE OF: Hormone-related folliculitis
ONE RESPONSE OF: Insect Bites
ONE RESPONSE OF: Lesions noted by Vet on 05/30/2008
ONE RESPONSE OF: Lupus complications; skin breakdown on nose
ONE RESPONSE OF: Mole growths, one on each eye, rear end, and now one on stomach. The size of them are slightly larger than a pin head.
ONE RESPONSE OF: Panniculitis
ONE RESPONSE OF: Rash if flea rinse used
ONE RESPONSE OF: She has had a few sebaceous gland issues with bumps, but does not have any now. She has a small lipoma on her side.
ONE RESPONSE OF: Steril Panniculitis
ONE RESPONSE OF: Sullivan
ONE RESPONSE OF: Very thin fur coat

Vizsla Club of America Welfare Foundation 2008 Health Survey

Skin Disorders Other Text
ONE RESPONSE OF: Yeast Infection
ONE RESPONSE OF: acne
ONE RESPONSE OF: anal gland doesn't empty itself
ONE RESPONSE OF: atopy
ONE RESPONSE OF: blood blisters or benign visceral angiomas, black shiny pin sized, surface of skin
ONE RESPONSE OF: bumps on her skin - not serious and go away after a few days
ONE RESPONSE OF: chronic infection in nose hole (on top of muzzle, towards end of nose; at age 1, he got poked with something like a foxtail)
ONE RESPONSE OF: contact dermatitis
ONE RESPONSE OF: dermatitis on the nose
ONE RESPONSE OF: ear tip vasculitis
ONE RESPONSE OF: fatty tumors (benign)
ONE RESPONSE OF: frequently scratches tail and therefore there is a small spot on the tail without fur
ONE RESPONSE OF: late onset sterile panniculitis (puppy strangles)
ONE RESPONSE OF: licks feet daily
ONE RESPONSE OF: marginal seborrhea
ONE RESPONSE OF: mild dry skin irritations possibly due to environmental factors (desert geography)
ONE RESPONSE OF: otherskindstuff
ONE RESPONSE OF: phemphigus erythematous
ONE RESPONSE OF: pigmented epidermal nevi
ONE RESPONSE OF: puppy warts and benign subdermal "lumps"
ONE RESPONSE OF: seasonal (summer) folliculitis
ONE RESPONSE OF: some rashes
ONE RESPONSE OF: superficial spreading piaderma
ONE RESPONSE OF: undiagnosed, full work up, recurrent sterile, neutrophilic abscesses
ONE RESPONSE OF: urticaria occasionally until 3 years old

6.17) Listing of Temperament Disorders Other Text

Listing 17
Listing of Temperament Disorders Other Text

Temperament Disorders Other Text
TWENTY SIX RESPONSES OF: Aggressive
THIRTEEN RESPONSES OF: Miscellaneous Fears
EIGHT RESPONSES OF: Resource Guarding
SIX RESPONSES OF: Fear of Noises
FIVE RESPONSES OF: Excessive Barking
FOUR RESPONSES OF: Nervous/Anxious
THREE RESPONSES OF: Gun shy
TWO RESPONSES OF: Hyperactive
ONE RESPONSE OF: Alden
ONE RESPONSE OF: Becomes more protective with age
ONE RESPONSE OF: Behaviors not excessive, but apparent.
ONE RESPONSE OF: Came back to me at age 4
ONE RESPONSE OF: Excessively protective & reactive, but very soft-mouthed - never actually hurts people or dogs, just scares them
ONE RESPONSE OF: Fear of smells/smoke
ONE RESPONSE OF: Immense dislike of water
ONE RESPONSE OF: Irritable
ONE RESPONSE OF: No longer seperation anxiety - trained out of
ONE RESPONSE OF: Separation Anxiety
ONE RESPONSE OF: Submissive Urination
ONE RESPONSE OF: Teeth chatter when scared and sick
ONE RESPONSE OF: Timid
ONE RESPONSE OF: a result of distemper
ONE RESPONSE OF: agoraphobic
ONE RESPONSE OF: bad hunting experience too young!

Vizsla Club of America Welfare Foundation 2008 Health Survey

Temperament Disorders Other Text
ONE RESPONSE OF: dog alzheimers
ONE RESPONSE OF: dog was adopted at age 6 with many of these issues, dont know exactly when they first occurred
ONE RESPONSE OF: fear of overhead wind/flapping
ONE RESPONSE OF: frequently licks anything around him
ONE RESPONSE OF: humps
ONE RESPONSE OF: light/shadow obsessive
ONE RESPONSE OF: noise fear is the rattle/vibration of kennel when riding in car
ONE RESPONSE OF: noise has to be super loud
ONE RESPONSE OF: not a severe case, just certain noises
ONE RESPONSE OF: not good with other dogs
ONE RESPONSE OF: not responsive, Ran away,
ONE RESPONSE OF: psychogenic polydipsia
ONE RESPONSE OF: seperation anxiety gone by 1 year
ONE RESPONSE OF: shadow Chaser
ONE RESPONSE OF: she is "owner-dependent", but does not have separation anxiety.
ONE RESPONSE OF: submissive in general
ONE RESPONSE OF: tough minded
ONE RESPONSE OF: urinates in crate and marks excessively
ONE RESPONSE OF: urinates in house

6.18) Listing of Vaccine/Drug Reaction Failures Other Text

Listing 18
Listing of Vaccine/Drug Reaction Failures Other Text

Vaccine/Drug Reaction Failures Other Text
ONE RESPONSE OF: Albon (sulfa drug)
ONE RESPONSE OF: Cefalexin
ONE RESPONSE OF: Epilepsy start after vaccination.
ONE RESPONSE OF: Has been determined to have T-cell immunity because titers do not detect protection
ONE RESPONSE OF: Heartguard (vomits every time given) other heartworm preventatives are ok
ONE RESPONSE OF: Hives, lasting less than 24 hours
ONE RESPONSE OF: I do not give any vaccines due to epilepsy
ONE RESPONSE OF: Marion
ONE RESPONSE OF: Prozac for dogs
ONE RESPONSE OF: Reacted to Penicillian
ONE RESPONSE OF: Reaction to sutures used in spay surgery
ONE RESPONSE OF: This was a dog who inherited severe immune issues. From about one year until he was 5 he had one issue after another..
ONE RESPONSE OF: Valium
ONE RESPONSE OF: allergic to Baytril. Swollen lymph nodes.
ONE RESPONSE OF: anesthesia
ONE RESPONSE OF: developed demodex close to injection site within a few weeks
ONE RESPONSE OF: estrogen
ONE RESPONSE OF: got hives
ONE RESPONSE OF: heartworm meds? (Interceptor) causing seizures????
ONE RESPONSE OF: otherdrugstuff
ONE RESPONSE OF: puppy contracted Parvo 3 days after vaccination given
ONE RESPONSE OF: several shots given, not sure what exactly he was allergic to
ONE RESPONSE OF: suspect: Proteinuria and kidney-disease after the combo vaccination (distemper, hepatitis, parvovirus, influenza, leptospirosis)

Vizsla Club of America Welfare Foundation 2008 Health Survey

6.19) Listing of Miscellaneous, Fungal and Infectious Diseases Other Text

Listing 19 Listing of Miscellaneous, Fungal and Infectious Diseases Other Text

Miscellaneous, Fungal and Infectious Diseases Other Text
THREE RESPONSES OF: Cyst
THREE RESPONSES OF: Spider Bites
TWO RESPONSES OF: Bee Allergies
TWO RESPONSES OF: Ring Worm
TWO RESPONSES OF: Yeast Infections
ONE RESPONSE OF: Babesia Gibsoni
ONE RESPONSE OF: Clostridium
ONE RESPONSE OF: Corona Virus
ONE RESPONSE OF: Currently being diagnosed - sudden fever onset, excessive thirst & urination, loss of appetite
ONE RESPONSE OF: Diabetes Insipidis
ONE RESPONSE OF: Hock infection
ONE RESPONSE OF: Lyme Disease
ONE RESPONSE OF: Never got a positive test for ehrlichia, but suffered high fevers, seizures, enlarged lymph nodes, fatigue, lack of appetite, for years; he nearly di
ONE RESPONSE OF: Omari
ONE RESPONSE OF: Parvo (not sure what type)
ONE RESPONSE OF: Probable tick bites, did not test positive for the usual suspects but she got nasty eye infection followed by uveitis and required long term treatment
ONE RESPONSE OF: Sensitive digestion, gas, loose stools
ONE RESPONSE OF: Severly underweight, No weight Gain
ONE RESPONSE OF: Whip worms
ONE RESPONSE OF: all cleared with Rx
ONE RESPONSE OF: ate a poison mushroom at 3months

Vizsla Club of America Welfare Foundation 2008 Health Survey

Miscellaneous, Fungal and Infectious Diseases Other Text

ONE RESPONSE OF: babesiosis

ONE RESPONSE OF: distemper

ONE RESPONSE OF: frequent ear infections

ONE RESPONSE OF: fungal infection on nailbed

ONE RESPONSE OF: fungus on skin of tail (small spot w/hair loss)

ONE RESPONSE OF: had coccidia as a pup

ONE RESPONSE OF: hit by truck

ONE RESPONSE OF: lungworm

ONE RESPONSE OF: mestizsia yeast

ONE RESPONSE OF: paecilomyces

ONE RESPONSE OF: pancreatitis

ONE RESPONSE OF: protothecosis wickerhamii

ONE RESPONSE OF: rescue - various parasites

ONE RESPONSE OF: see blood disorders/ may have something here, many ruled out, so far unknown

ONE RESPONSE OF: septicaemia

ONE RESPONSE OF: tape worms

ONE RESPONSE OF: tick borne disease other than lyme

ONE RESPONSE OF: whip worms

6.20) Listing of Most Important Health Issues in the Vizsla Breed Other Text

Listing 20

Listing of Most Important Health Issues in the Vizsla Breed Other Text

Most Important Health Issues in the Vizsla Breed Other Text
TEN RESPONSES OF: All of the Above
NINE RESPONSES OF: Myositis
SIX RESPONSES OF: Immune Sytem Disorders
FIVE RESPONSES OF: Mast Cell Tumors
THREE RESPONSES OF: Cancer
THREE RESPONSES OF: Cushings Disease
THREE RESPONSES OF: Epilepsy
THREE RESPONSES OF: Sabaceous adenitis
THREE RESPONSES OF: Temperament
THREE RESPONSES OF: Vaccine Issues
TWO RESPONSES OF: Arthritis
TWO RESPONSES OF: Valley Fever
TWO RESPONSES OF: Von Willebrands Disease
ONE RESPONSE OF: ACL Rupture
ONE RESPONSE OF: AKC getting away from the hungarian look of the Vizsla...They seem to be promoting a whippet style of Vizsla
ONE RESPONSE OF: Bad Feet
ONE RESPONSE OF: Bloat
ONE RESPONSE OF: BreederJustBird Dog Kennel did not stand behind his guarantee of a normal vizsla. Our pup was determined to have diminished growth of the radius and
ONE RESPONSE OF: Breeders who breed epileptic lines -Marian Sears
ONE RESPONSE OF: Can't compare since ours has Addisons and we don't know what is caused by the disease versus the bread.
ONE RESPONSE OF: Comment: I have just submitted 4 surveys. In the first one (born 1995) I forgot that she had very irregular heats and did not come into a complete hea

Vizsla Club of America Welfare Foundation 2008 Health Survey

Most Important Health Issues in the Vizsla Breed Other Text

ONE RESPONSE OF: Comment: I have just submitted 4 surveys. In the first one (born 1995), I forgot to mention that she had very irregular heats and did not have a true

ONE RESPONSE OF: Elbow Dysplasia

ONE RESPONSE OF: Exocrine pancreatic insufficiency

ONE RESPONSE OF: General anxiety; needs to be with people as much as possible (which we knew and love about him)

ONE RESPONSE OF: I dont believe we have a real problem with anything

ONE RESPONSE OF: I got this Vizsla On-Line 05/11-05/30

ONE RESPONSE OF: In Breeding

ONE RESPONSE OF: Jonas

ONE RESPONSE OF: Lack of knowledge about breed by owners

ONE RESPONSE OF: Life Span of working dogs is short

ONE RESPONSE OF: Mental Stability

ONE RESPONSE OF: Mine has had a broken toe and a near broken toe another time. I've heard this can be a problem with them due to their activeness

ONE RESPONSE OF: Spliting of undocked tails leading to bone damage

ONE RESPONSE OF: This Vizsla had not medical issues and is currently 11 3/4 years old!

ONE RESPONSE OF: This dog was born before dates in this survey. Died in 2005

ONE RESPONSE OF: This is my first vizsla so have not had much experience with health issues.

ONE RESPONSE OF: Urinary Defects

ONE RESPONSE OF: allergy-driven health problems; they are sensitive-skinned redheads

ONE RESPONSE OF: blood disorders

ONE RESPONSE OF: drufgsensitivities

ONE RESPONSE OF: eating disorder

ONE RESPONSE OF: excessive urination

ONE RESPONSE OF: myasthenia gravis

ONE RESPONSE OF: new pup 5 months old so no major issues thus far

ONE RESPONSE OF: orthopedic

ONE RESPONSE OF: overbreeding

Vizsla Club of America Welfare Foundation 2008 Health Survey

Most Important Health Issues in the Vizsla Breed Other Text

ONE RESPONSE OF: pet

ONE RESPONSE OF: seizures

ONE RESPONSE OF: sensitivity to anesthesia

ONE RESPONSE OF: she is fairly cystic, so far they have been benign

ONE RESPONSE OF: skin problems and lipomas

ONE RESPONSE OF: sorry, couldn't pick only 3!

ONE RESPONSE OF: stomach issues, has been on prescription food since 6 months

ONE RESPONSE OF: they need lots of exercise

ONE RESPONSE OF: ticks and fleas

ONE RESPONSE OF: we have owned 8 Vizslas and this is the only one that had ANY health issues

7.0) Appendix 2 – The Survey



Vizsla Club of America Welfare Foundation 2008 Health Survey

The 2007/2008 Vizsla Health Survey is sponsored and funded by private donations to the Vizsla Club of America Welfare Foundation, Inc. The purpose of this health survey is to scientifically research what the real current health issues are in the Vizsla breed. It is also important to find if the number of Vizslas affected with certain health issues is actually significant and what the average age of onset is. What Vizslas are dying from is another major question we would like to answer. Due to this survey focusing on current health issues and other questions we have regarding current Vizsla health and research, **we are asking that only purebred Vizslas born from 1992 until present time be submitted to this survey.** Each Vizsla owned should have an individual health survey submitted separately.

This survey will also mark an important beginning in establishing a starting point to watch and be able to spot future trends in Vizsla health issues. Future health surveys will also be used to help to track increases and decreases in Vizsla health and disease incidence. One of the major goals of this project is to assist Vizsla breeders by identifying what our most significant health issues are. Hopefully, identifying significant Vizsla health problems and concerns will inform and educate breeders, researchers, veterinary professionals and Vizsla owners and allow breeders to make better breeding decisions. This health survey will also be available to veterinarians and researchers to better assist them in caring for, treating and establishing research protocols for Vizslas. The survey will also help to better inform the public and future Vizsla owners and puppy buyers of what health issues they may possibly encounter when purchasing or adopting a Vizsla. All research data will be tabulated and statistically analyzed by West Chester Statistics Institute.

The Vizsla Club of America Welfare Foundation, Inc also sponsors canine and Vizsla specific health and research grants and studies. Knowing what Vizsla health issues are the most significant and urgent will help the VCA WF focus funding where it is needed the most.

The results of this health survey are being tabulated and analyzed by a disinterested 3rd party, independently contracted by the Vizsla Club of America Welfare Foundation, Inc. Personal information and pedigree information is NOT part of this survey and is not needed in any way to allow your Vizsla to be part of this survey. Information submitted is not tracked and no Vizsla's names are allowed or asked for. All Vizslas, healthy or with health issues are encouraged to complete this survey. If your Vizsla was included in the 1996-1997 Vizsla Breed Health Survey you are still welcome to resubmit that Vizsla's health information, as long as the Vizsla was born from 1992 forward.

Even if you have a healthy Vizsla, there are some conditions that are included (such as: allergies, ear infections, temperament problems, etc.) that you may not remember or think of until looking at the actual health survey itself. So please look at the survey in advance, if possible and complete the survey even if you consider the Vizsla(s) you own to be healthy. Vizslas that are healthy are also important information needed to be included in this research project.

Vizsla owners in foreign countries worldwide are also welcome to participate. Though Vizslas with health issues born in the United States are our main focus, the health of the Vizsla breed globally should be of importance to all of us who love, care and are stewards of this breed. So please feel free to fill out the Vizsla Health Survey no matter what country you live in. If you own a purebred Vizsla, please participate. Foreign countries health information will be tabulated separately.

In addition, donations to the Vizsla Club of America Welfare Foundation, Inc. are always needed to continue

Vizsla Club of America Welfare Foundation 2008 Health Survey

funding research and health and welfare issues important to the Vizsla breed. This health survey is made possible by private donations to the VCA WF. The Foundation is intended to be a charitable, non-profit organization as defined by the IRS. As a result, the Foundation can offer the advantage of tax-deductible contributions to its donors and contributors for the gifts they make. For more information or to make a donation to the VCA WF to support future health and welfare projects that support the Vizsla breed, please go to: <http://clubs.akc.org/vizsla/welfarefoundation.htm> or mail a donation directly to: Pat Carnes, VCA WF Treasurer, P.O. Box 639, Stevensville, MD 21666.

I understand that the Vizsla Health Survey is to help and support the Vizsla breed. I am completing this health survey voluntarily and understand that the information obtained and statistically analyzed will be used for the purposes outlined above. I also understand that there is no financial payment or compensation for completing this survey and that the results of this survey will be made available to the public.

In addition, the work product produced by West Chester Statistics Institute is the sole property of the Vizsla Club of America Welfare Foundation, Inc. and may not be used for any purposes by the Institute without expressed written permission of the Vizsla Club of America Welfare Foundation, Inc. However, the West Chester Statistics Institute reserves the right to use the final work product as an example of services provided to clients.

I agree to all of the above.

Vizsla Club of America Welfare Foundation 2008 Health Survey

Demographics

Year Of Birth:

Gender: Male Female

Age Spayed/Neutered: (If Applicable)

Is this Vizsla still living? Yes No

Age at the time of death:

If Deceased, give cause of death:

Country:

How many dogs do you own?

How many Vizslas do you own?

Did this dog ever produce offspring? Yes No

How many litters?

Medical Disorders & Diseases

Blood/Lymph Disorders

Yes No

Anemia

Autoimmune Hemolytic Anemia

Hemophilia

Idiopathic Thrombocytopenia

Leukemia

Phosphofructokinase Deficiency

Platelet Abnormality

Systemic Lupus Erythematosus (SLE)

Von Willebrand's Disease

Other Please state:

Vizsla Club of America Welfare Foundation 2008 Health Survey

Cancer/Tumors

Yes No

<input type="checkbox"/> Fibrosarcoma	Age of Onset <input type="text"/>
<input type="checkbox"/> Hemangiosaroma	Age of Onset <input type="text"/>
<input type="checkbox"/> Leukemia	Age of Onset <input type="text"/>
<input type="checkbox"/> Lipoma (Fatty Tumor/Growth)	Age of Onset <input type="text"/>
<input type="checkbox"/> Liver Cancer	Age of Onset <input type="text"/>
<input type="checkbox"/> Lymphatic Cancer	Age of Onset <input type="text"/>
<input type="checkbox"/> Lymphoma	Age of Onset <input type="text"/>
Lymphoma Type: <input type="radio"/> T-Cell <input type="radio"/> B-Cell <input type="radio"/> Unknown	
<input type="checkbox"/> Mammary Cancer	Age of Onset <input type="text"/>
<input type="checkbox"/> Mast Cell Tumor	Age of Onset <input type="text"/>
<input type="checkbox"/> Melanoma	Age of Onset <input type="text"/>
<input type="checkbox"/> Muscle Cancer	Age of Onset <input type="text"/>

Vizsla Club of America Welfare Foundation 2008 Health Survey

<input type="checkbox"/> Osteosarcoma (Bone Cancer)	Age of Onset	▼
<input type="checkbox"/> Pancreatic Cancer	Age of Onset	▼
<input type="checkbox"/> Pituitary Tumors	Age of Onset	▼
<input type="checkbox"/> Sebaceous Gland Tumors	Age of Onset	▼
<input type="checkbox"/> Squamous Cell Tumors	Age of Onset	▼
<input type="checkbox"/> Testicular Cancer	Age of Onset	▼
<input type="checkbox"/> Other Please state: <input type="text"/>	Age of Onset	▼

Cardiac Disorders

Yes No

<input type="checkbox"/> Arrhythmia	Age of Onset	▼
<input type="checkbox"/> Arteriosclerosis	Age of Onset	▼
<input type="checkbox"/> Cardiomyopathy	Age of Onset	▼
<input type="checkbox"/> Congestive Heart Failure	Age of Onset	▼
<input type="checkbox"/> Degenerative Valve Disease	Age of Onset	▼
<input type="checkbox"/> Heart Murmur	Age of Onset	▼
<input type="checkbox"/> Mitral Valve Defect	Age of Onset	▼
<input type="checkbox"/> Myocarditis	Age of Onset	▼
<input type="checkbox"/> Pulmonic Stenosis	Age of Onset	▼
<input type="checkbox"/> Subaortic Stenosis	Age of Onset	▼
<input type="checkbox"/> Tricuspid Valve Defect	Age of Onset	▼
<input type="checkbox"/> Other Please state: <input type="text"/>	Age of Onset	▼

Dental Disorders

Yes No

<input type="checkbox"/> Extra Teeth
<input type="checkbox"/> Missing Teeth
<input type="checkbox"/> Overbite
<input type="checkbox"/> Underbite
<input type="checkbox"/> Other Please state: <input type="text"/>

Vizsla Club of America Welfare Foundation 2008 Health Survey

Ear Disorders

Yes No

- | | | |
|--|--------------|---|
| <input type="checkbox"/> Chronic Ear Infection | Age of Onset | ▼ |
| <input type="checkbox"/> Deafness | Age of Onset | ▼ |
| <input type="checkbox"/> Hematoma | Age of Onset | ▼ |
| <input type="checkbox"/> Recurrent Ear Tip Infection | Age of Onset | ▼ |
| <input type="checkbox"/> Other Please state: <input type="text"/> | Age of Onset | ▼ |

Endocrine Disorders

Yes No

- | | | |
|--|--------------|---|
| <input type="checkbox"/> Addison's Disease | Age of Onset | ▼ |
| <input type="checkbox"/> Autoimmune Thyroid Disease | Age of Onset | ▼ |
| <input type="checkbox"/> Cushing's Disease | Age of Onset | ▼ |
| <input type="checkbox"/> Diabetes | Age of Onset | ▼ |
| <input type="checkbox"/> Hyperthyroidism | Age of Onset | ▼ |
| <input type="checkbox"/> Idiopathic Hypothyroid Disease | Age of Onset | ▼ |
| <input type="checkbox"/> Pancreatitis | Age of Onset | ▼ |
| <input type="checkbox"/> Pituitary Disease | Age of Onset | ▼ |
| <input type="checkbox"/> Other Please state: <input type="text"/> | Age of Onset | ▼ |

Vizsla Club of America Welfare Foundation 2008 Health Survey

Eye Disorders

Yes No

<input type="checkbox"/> Cherry Eye	Age of Onset	▼
<input type="checkbox"/> Corneal Dystrophy	Age of Onset	▼
<input type="checkbox"/> Corneal Ulcer	Age of Onset	▼
<input type="checkbox"/> Distichiasis	Age of Onset	▼
<input type="checkbox"/> Dry Eye	Age of Onset	▼
<input type="checkbox"/> Entropion/Ectropion	Age of Onset	▼
<input type="checkbox"/> Eyelid Tumors/Cysts	Age of Onset	▼
<input type="checkbox"/> Glaucoma	Age of Onset	▼
<input type="checkbox"/> Juvenile Cataracts	Age of Onset	▼
<input type="checkbox"/> Loose Lids	Age of Onset	▼
<input type="checkbox"/> Melanosis (Small Black Non-Malignant Growth on Eyelids)	Age of Onset	▼
<input type="checkbox"/> Optic Nerve Hypoplasia	Age of Onset	▼
<input type="checkbox"/> Persistent Pupillary Membrane	Age of Onset	▼
<input type="checkbox"/> Progressive Retinal Atrophy (PRA)	Age of Onset	▼
<input type="checkbox"/> Retinal Dysplasia	Age of Onset	▼
<input type="checkbox"/> Retinal Folds	Age of Onset	▼
<input type="checkbox"/> Senile Cataracts	Age of Onset	▼
<input type="checkbox"/> Other Please state: <input type="text"/>	Age of Onset	▼

Vizsla Club of America Welfare Foundation 2008 Health Survey

Gastrointestinal Disorders

Yes No

- Bloat Age of Onset
- Colitis Age of Onset
- Inflammatory Bowel Disease Age of Onset
- Megaesophagus Age of Onset
- Other Please state: Age of Onset

Hernias

Yes No

- Inguinal Age of Onset
- Umbilical Age of Onset
- Other Please state: Age of Onset

Kidney/Bladder Disorders

Yes No

- Bladder/Kidney Stones Age of Onset
- Chronic Urinary Tract Infection Age of Onset
- Ectopic Ureters Age of Onset
- Familial Kidney Disease Age of Onset
- Fanconi Syndrome Age of Onset
- Renal Dysplasia Age of Onset
- Urinary Incontinence Age of Onset
- Other Please state: Age of Onset

Liver Disorders

Yes No

- Hepatitis Age of Onset
- Portosystemic Shunts Age of Onset
- Other Please state: Age of Onset

Vizsla Club of America Welfare Foundation 2008 Health Survey

Orthopedic Disorders

Yes No

<input type="checkbox"/> Arthritis	Age of Onset	▼
<input type="checkbox"/> Craniomandibular osteopathy	Age of Onset	▼
<input type="checkbox"/> Cranio Muscular Atrophy (Deformed Head)	Age of Onset	▼
<input type="checkbox"/> Cruciate Ligament Rupture	Age of Onset	▼
<input type="checkbox"/> Cruciate Ligament Partial Tear/Sprain/Strain	Age of Onset	▼
<input type="checkbox"/> Dwarfism	Age of Onset	▼
<input type="checkbox"/> Elbow Dysplasia	Age of Onset	▼
<input type="checkbox"/> Hip Dysplasia	Age of Onset	▼
<input type="checkbox"/> Legg-Calve-Perthes	Age of Onset	▼
<input type="checkbox"/> Open Fontanel	Age of Onset	▼
<input type="checkbox"/> Oseteochondrosis Dessicans	Age of Onset	▼
<input type="checkbox"/> Panosteitis	Age of Onset	▼
<input type="checkbox"/> Patellar Luxation	Age of Onset	▼
<input type="checkbox"/> Spondylosis	Age of Onset	▼
<input type="checkbox"/> Vertebral Anomalies	Age of Onset	▼
<input type="checkbox"/> Other Please state: <input type="text"/>	Age of Onset	▼

Vizsla Club of America Welfare Foundation 2008 Health Survey

Reproductive Disorders

Yes No

<input type="checkbox"/> Abnormal Sperm	Age of Onset	▼
<input type="checkbox"/> Cryptorchid/Monorchid	Age of Onset	▼
<input type="checkbox"/> Dystocia Requiring C-section	Age of Onset	▼
Dystocia due to:		
<input type="checkbox"/> Hormonal Problem		
<input type="checkbox"/> Anatomical/Structural Problem		
<input type="checkbox"/> Unknown		
<input type="checkbox"/> Eclampsia	Age of Onset	▼
<input type="checkbox"/> Enlarged Prostate	Age of Onset	▼
<input type="checkbox"/> Failure to Conceive	Age of Onset	▼
<input type="checkbox"/> False Pregnancy	Age of Onset	▼
<input type="checkbox"/> Genital Infection	Age of Onset	▼
<input type="checkbox"/> Hermaphrodite	Age of Onset	▼
<input type="checkbox"/> Irregular Heat	Age of Onset	▼
<input type="checkbox"/> Litter Resorption	Age of Onset	▼
<input type="checkbox"/> Mastitis	Age of Onset	▼
<input type="checkbox"/> Prostatitis	Age of Onset	▼
<input type="checkbox"/> Pyometria	Age of Onset	▼
<input type="checkbox"/> Sterility	Age of Onset	▼
<input type="checkbox"/> Testicular Atrophy	Age of Onset	▼
<input type="checkbox"/> Other	Please state:	<input type="text"/>
		Age of Onset ▼

Vizsla Club of America Welfare Foundation 2008 Health Survey

Respiratory Disorders

Yes No

- Collapsed Trachea Age of Onset
- Elongated Soft Palate Age of Onset
- Laryngeal Paralysis Age of Onset
- Stenosis Nares Age of Onset
- Other Please state: Age of Onset

Skin Disorders

Yes No

- Alopecia (Hair Loss) Age of Onset
- Autoimmune Skin Disease Age of Onset
- Demodectic Mange - Common, Localized, Non-Serious Puppy Age of Onset
- Demodectic Mange - Generalized, Serious Age of Onset
- Drug Allergies Age of Onset
- Food Allergies Age of Onset
- Hot Spots Age of Onset
- Persistant Staph Infection Age of Onset
- Persistant Yeast Infection Age of Onset
- Seasonal Allergies Age of Onset
- Sebaceous Adenitis Age of Onset
- Seborrhea Age of Onset
- Other Please state: Age of Onset

Vizsla Club of America Welfare Foundation 2008 Health Survey

Temperament Disorders

Yes No

<input type="checkbox"/> Aggressive - General	Age of Onset	▼
<input type="checkbox"/> Barks/Whines Excessively While Working	Age of Onset	▼
<input type="checkbox"/> Fear Biter	Age of Onset	▼
<input type="checkbox"/> Fear of Noise	Age of Onset	▼
<input type="checkbox"/> Fear of Storms	Age of Onset	▼
<input type="checkbox"/> Excitable	Age of Onset	▼
<input type="checkbox"/> Gun Shy	Age of Onset	▼
<input type="checkbox"/> Hyperactive	Age of Onset	▼
<input type="checkbox"/> Irritable	Age of Onset	▼
<input type="checkbox"/> Obsessive Compulsive Disorder (OCD)	Age of Onset	▼
<input type="checkbox"/> Rage Syndrome	Age of Onset	▼
<input type="checkbox"/> Separation Anxiety	Age of Onset	▼
<input type="checkbox"/> Submissive Urination	Age of Onset	▼
<input type="checkbox"/> Timid	Age of Onset	▼
<input type="checkbox"/> Unstable	Age of Onset	▼
<input type="checkbox"/> Other Please state: <input type="text"/>	Age of Onset	▼

Vaccine/Drug Reactions & Failures

Yes No

<input type="checkbox"/> Vaccine Failures	Age of Onset	▼
<input type="checkbox"/> Vaccine Reactions	Age of Onset	▼
<input type="checkbox"/> Drug Reactions	Age of Onset	▼
<input type="checkbox"/> Other Please state: <input type="text"/>	Age of Onset	▼

Vizsla Club of America Welfare Foundation 2008 Health Survey

Miscellaneous, Fungal & Infectious Diseases

Yes No

<input type="checkbox"/> Aspergillosis	Age of Onset	▼
<input type="checkbox"/> Blastomycosis	Age of Onset	▼
<input type="checkbox"/> Brucellosis	Age of Onset	▼
<input type="checkbox"/> Coccidiosis	Age of Onset	▼
<input type="checkbox"/> Cryptococcosis	Age of Onset	▼
<input type="checkbox"/> Ehrlichia	Age of Onset	▼
<input type="checkbox"/> Fungal Infection - Non Systemic	Age of Onset	▼
<input type="checkbox"/> Giardia	Age of Onset	▼
<input type="checkbox"/> Heart Worm	Age of Onset	▼
<input type="checkbox"/> Leptospirosis	Age of Onset	▼
<input type="checkbox"/> Lyme Disease	Age of Onset	▼
<input type="checkbox"/> Neospora	Age of Onset	▼
<input type="checkbox"/> Parvo Virus Enteritis	Age of Onset	▼
<input type="checkbox"/> Parvo Virus Myocarditis	Age of Onset	▼
<input type="checkbox"/> Rocky Mountain Spotted Fever	Age of Onset	▼
<input type="checkbox"/> Snake Bite	Age of Onset	▼
<input type="checkbox"/> Systemic Fungal Infection	Age of Onset	▼
<input type="checkbox"/> Toxoplasmosis	Age of Onset	▼
<input type="checkbox"/> Valley Fever	Age of Onset	▼
<input type="checkbox"/> Other Please state: <input type="text"/>	Age of Onset	▼

Supplemental Questions

Hear About

How Did You First Hear about the 2007 Vizsla Health Survey?

- American Field Magazine
- AKC Gazette Article
- Breeder/Friend/Associate
- Dog Fancy Ad
- Dog World Ad
- Gun Dog Magazine Ad
- NAVHDA Magazine Ad
- National Vizla Association (NVA) Newsletter or Website
- Regional/Local Club Publication
- Regional/Local Club Website
- The Vizsla News (VCA Newsletter)
- The Vizsla Club of America Website
- V-Talk List
- Other Please state:

Vizsla Club of America Welfare Foundation 2008 Health Survey

Activities

The Vizla that this health survey was completed for is/was involved in the following activities:

(Check all that apply)

- Agility
- Conformation
- Field Trials
- Flyball
- Hunting Tests
- NAVDHA
- NSTRA
- Obedience
- Personal Hunting Dog
- Primarily a Family Pet
- Rally Obedience
- Therapy Dog
- Working Dog (Search & Rescue Dog, Cadaver Dog, Guide Dog, etc.)
- Other Please state:

Vizsla Club of America Welfare Foundation 2008 Health Survey

Most Important

What do you feel are the Most Important Health Issues in the Vizsla Breed?

(Choose 1-3 Health Issues Only):

- Epilepsy
- Eye Conditions (Other than Progressive Retinal Atrophy (PRA))
- Cancer - (Other than Hemangiosarcoma, Lymphoma or Mast Cell Tumor)
- Hemangiosarcoma
- Lymphoma
- Mast Cell Tumor
- Progressive Retinal Atrophy (PRA)
- Thyroid Disease
- Hip Dysplasia
- Temperament Issues
- Skin Conditions & Allergies
- Cardiac Issues
- Other Please state:
- Don't Know

This survey was made possible by The Vizsla Club of America Welfare Foundation. For more information, to

make a donation, support Vizsla Health Studies or Vizsla Rescue, go to:

<http://clubs.akc.org/vizsla/welfarefoundation.htm>

Submit

Clear All & Start Again